

# 2023 State Arts Agency Grant Making Facts

## Grants by Organizational Size

### General Operating Support

State arts agencies (SAAs) play a vital role in providing financial support to sustain and enhance the operations of arts organizations. A significant portion of SAA budgets is dedicated to general operating support (GOS).

For more information, refer to NASAA's General Operating Support fact sheet <https://shorturl.at/efrFX>

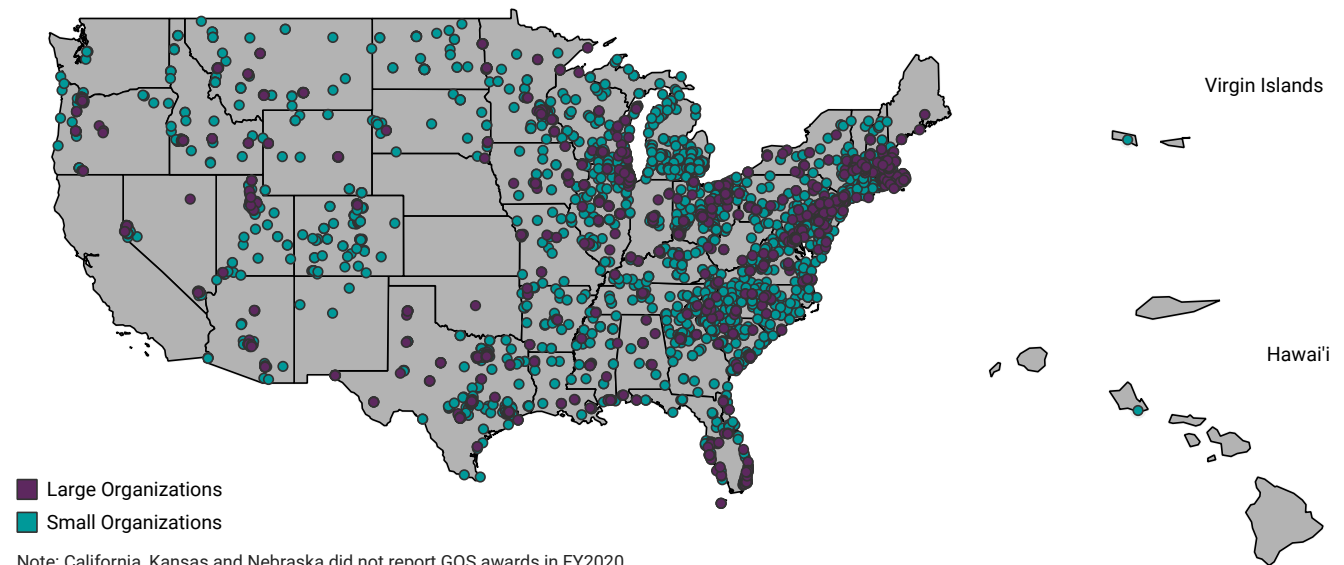
### About This Fact Sheet

Large and small organizations play an important role in serving communities and providing access to arts in diverse ways. This fact sheet focuses on the distribution of GOS grants by budget size, looking at organizations with revenues of \$1 million and above and those below this threshold. Data excludes records for which total organizational revenue figures are not available (project support awards and records without budget data).

State Arts Agency Grants for General Operating Support FY2020		
	Revenue Below \$1M	\$1M and above
Total dollars awarded	\$56,411,231	\$63,761,595
Percentage of GOS grant dollars	46.9%	53.1%
Number of grants awarded	4,214	1,232
Share of all GOS grants	77%	23%
Median award size	\$7,900	\$25,025
Communities served*	2,946	884

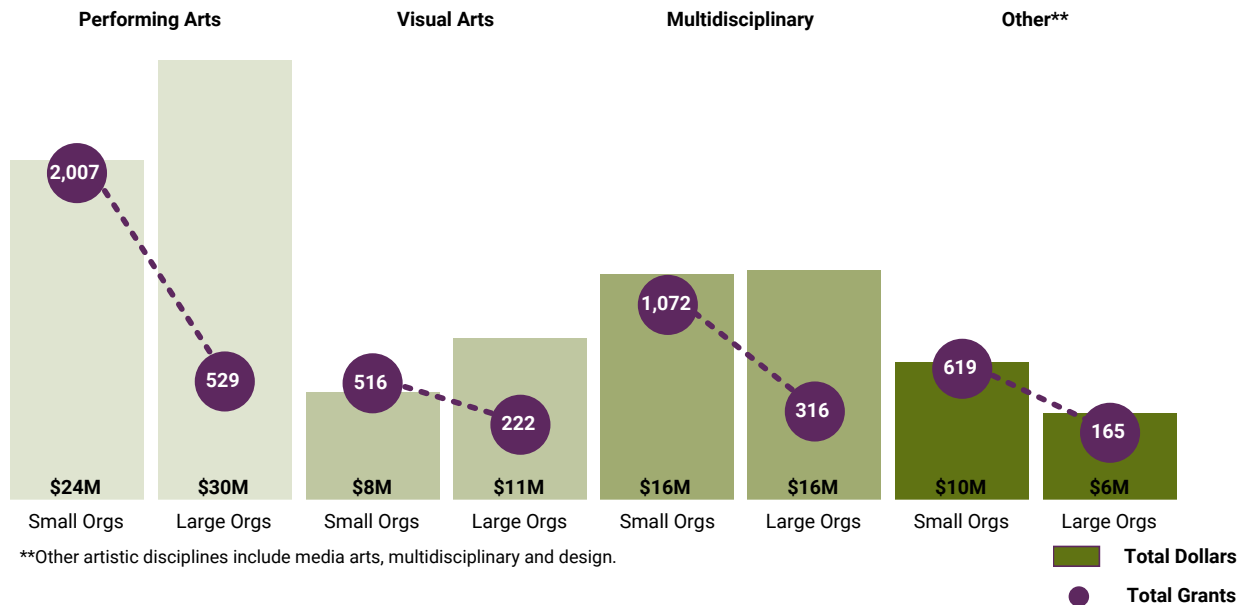
\*Communities served is based on unique census tracts receiving grants or where activities took place.

### Grant Locations FY2020



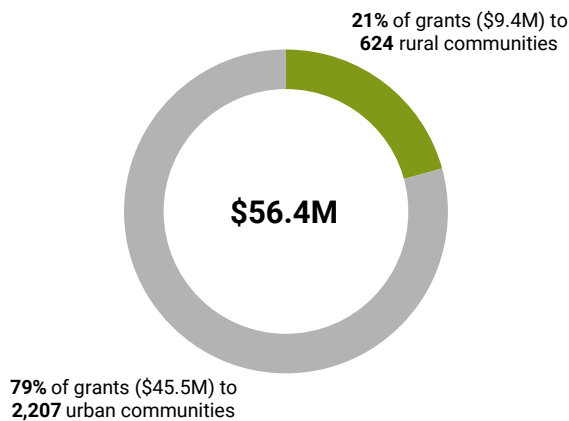
Note: California, Kansas and Nebraska did not report GOS awards in FY2020 although they make project support grants.

## Grant Making by Artistic Discipline

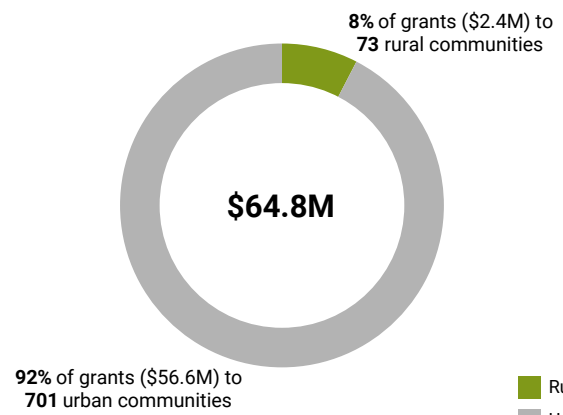


## Rural and Urban Community Support

### By Smaller Organizations



### By Larger Organizations



Note: Data excludes records where the MSA type delineation (rural vs. urban) for the grantees is missing or ambiguous.

## Notes

- SAAs deploy a wide variety of practices when it comes to providing operating support awards for smaller organizations.
- Data only account for awards directly granted by SAAs and do not encompass regranted awards designated for decentralized grant-making programs.
- Findings in this fact sheet are based on SAA FY2020 grant making. Several states underwent substantial assessments of their GOS strategies and formulas and received a large share of COVID-19 pandemic aid funds, which may lead to altered data trends in the future.

This report draws on data from state arts agencies' Final Descriptive Reports of grant-making activity submitted annually to the National Endowment for the Arts (NEA) and NASAA. NASAA's collection of grant-making statistics is supported in part through a cooperative agreement with the NEA. For more information on the work of state arts agencies, call 202-347-6352, email [nasaa@nasaa-arts.org](mailto:nasaa@nasaa-arts.org) or visit <https://nasaa-arts.org/>.