

## 2023 State Arts Agency Grant Making Facts

### Local Arts Agencies

#### Support for Local Arts Agencies

Through many kinds of grants and services, state arts agencies (SAAs) increase public access to the arts and help each state to cultivate and promote its unique creative assets. Local arts agencies (LAAs) are essential partners in that work. Whether incorporated as nonprofit organizations or established as branches of municipal or county governments, LAAs play a variety of important arts programming, grant-making and technical assistance roles. They use a blend of public and private funds to promote grassroots arts programs and integrate the arts into community life. State arts agency support for local arts agencies takes many forms.

#### Grant Funding for Local Arts Agencies

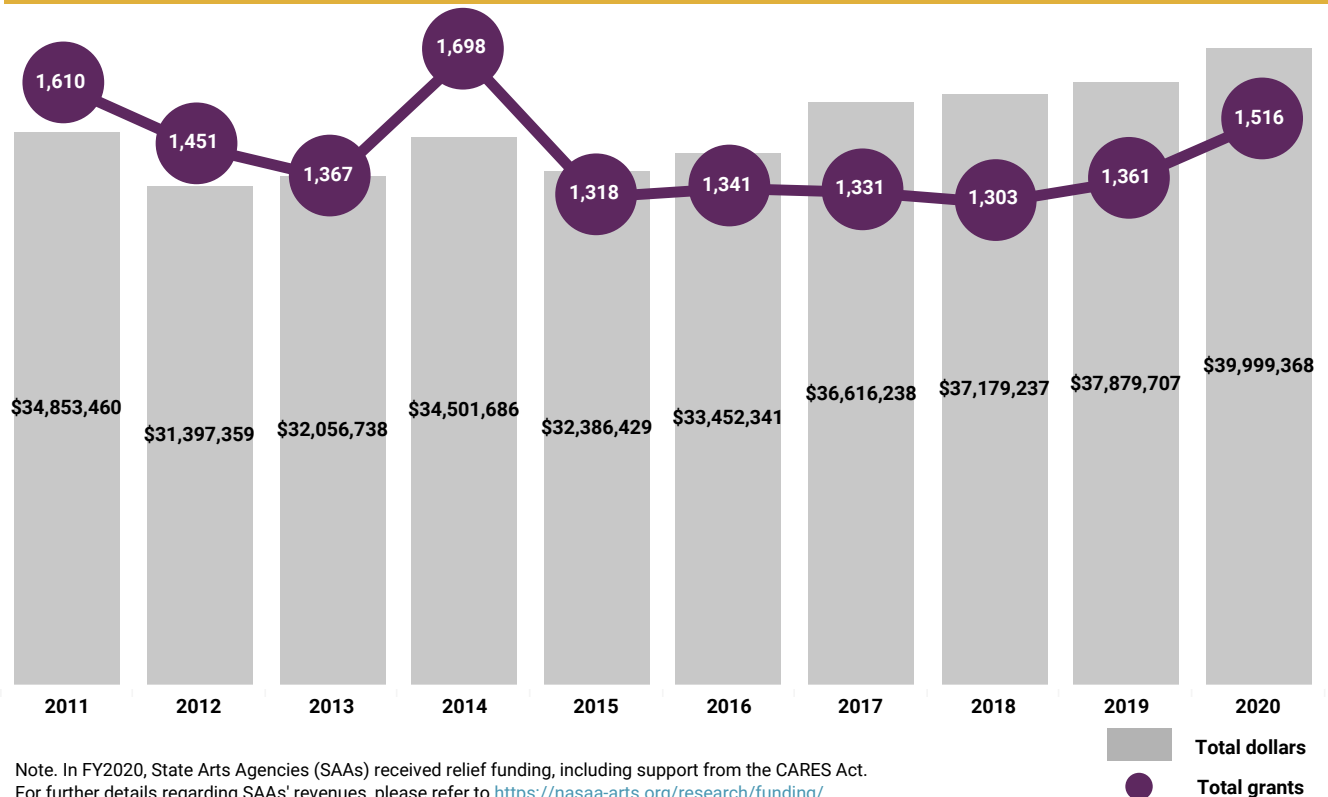
State arts agencies invest almost \$40 million in local arts agencies. These grants—representing more than 1,500 awards—strengthen the programming of LAAs and help them secure additional public and private dollars at the local level. About one-quarter of the dollars awarded to LAAs by SAAs is operating support—flexible dollars that can be used to support community arts activities and operations in accordance with local needs and circumstances.

#### State Arts Agency Grants to Local Arts Agencies FY2020

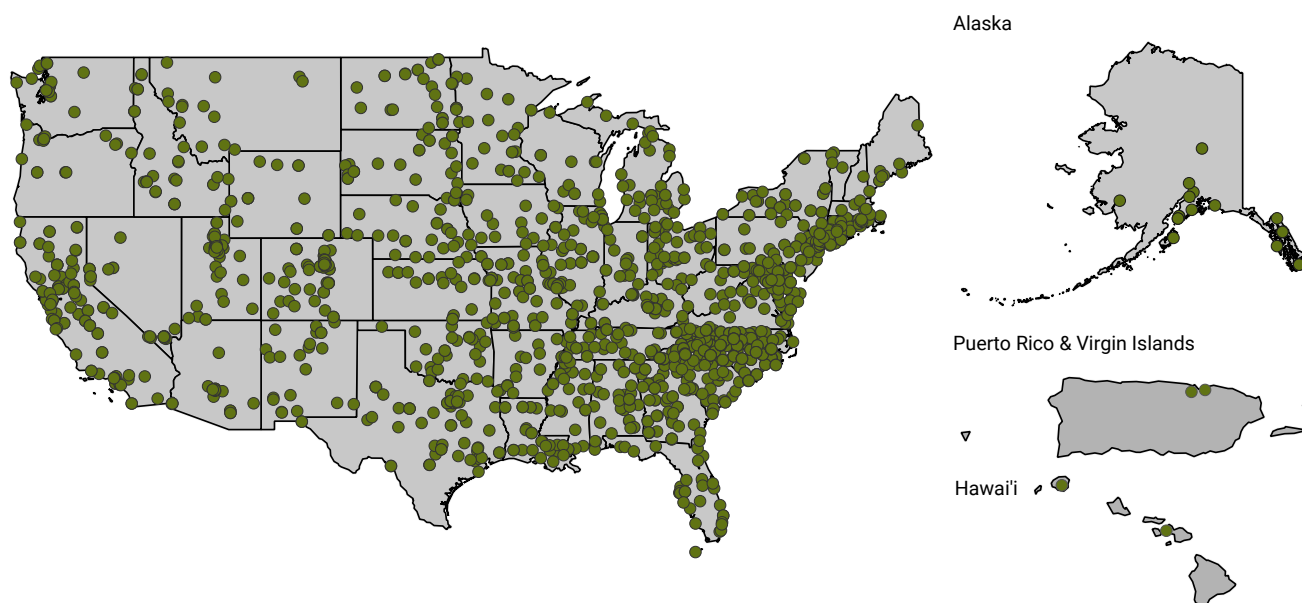
Total dollars awarded	\$39,999,368
Percentage of all grant dollars	11.3%
Number of grants awarded	1,516
Share of all SAA grants	5.3%
Median award size	\$6,000
Communities served*	1,516

\*Communities served is based on unique census tracts receiving grants or where activities took place.

#### Local Arts Agencies Grant Making 10-Year Trend



## Local Arts Agencies Grant Locations FY2016-2020



## Other Examples of State Arts Agency Support for Local Arts Agencies



**Decentralization programs:** Fifteen states have decentralization programs through which block grants of state arts council funds are provided to local arts agencies for regranting at the community level. These programs encourage local decision making and extend the reach of state dollars. Almost half of the dollars awarded to local arts agencies by state arts agencies are regranting through such programs.



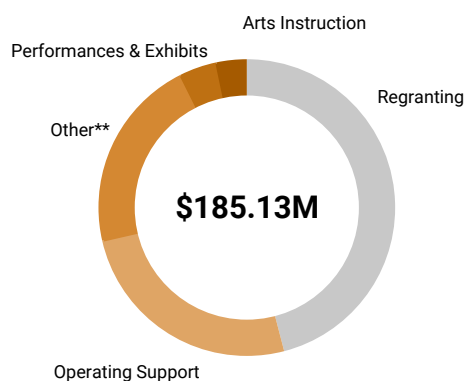
**Infrastructure development:** State arts agencies provide technical assistance, training and convening services that strengthen the local arts agency network. Sometimes these goals are accomplished through state arts agency funding of a statewide alliance of local arts agencies. In other cases, the state arts agency itself serves as a coordinating body for these activities.



**Strategic partnerships:** State arts agencies and local arts agencies often collaborate on initiatives, policies or programs designed to increase citizen participation in or raise public awareness about the arts.

## What Do Local Arts Agencies Grants Support?

### Activities Funded FY2016-2020



\*\*Other activities include arts education programs, marketing assistance, professional development, etc.

### LAA Revenue Sources by Organization Size

Budget Size	Less than \$100K	\$100K to \$249.9K	\$250K to \$499.9K	\$500K to \$999.9K	\$1M to \$4.9M	\$5M to \$9.9M	\$10M to More	All
Local Gov't.	23%	18%	25%	29%	34%	58%	58%	28%
State Gov't.	21%	14%	9%	8%	3%	2%	1%	11%
Federal Gov't.	0%	1%	1%	1%	1%	1%	1%	1%
Contributed Income	26%	30%	26%	28%	31%	19%	14%	27%
Earned Revenue	18%	27%	25%	26%	23%	16%	17%	23%
In-kind/Other	12%	10%	13%	9%	8%	4%	9%	10%

Source: Americans for the Arts 2019 Profile of Local Arts Agencies data tables.

This report draws on data from state arts agencies' Final Descriptive Reports of grant-making activity submitted annually to the National Endowment for the Arts (NEA) and NASAA. NASAA's collection of grant-making statistics is supported in part through a cooperative agreement with the NEA. For more information on the work of state arts agencies, call 202-347-6352, email [nasaa@nasaa-arts.org](mailto:nasaa@nasaa-arts.org) or visit <https://nasaa-arts.org/>.