

# Support for Folk Arts Fact Sheet

State arts agencies (SAAs) make significant investments in the folk arts because of their cultural, educational and economic importance. Distinctive creative practices and time-honored traditions originate from communities that share common ethnic roots, native languages, occupational histories or geographic origins. These traditions are passed from generation to generation—and constantly are reinvigorated by new generations of practitioners.

**Grants data depicted below do not encompass all state arts agency activities and funding for folk and traditional arts.** Data come from state arts agency reports of grant-making activities. Folk and traditional arts data are based on project discipline codes as reported by grantees. Detailed data on decentralized folk arts activities and programs run through organizations other than the state arts agency are not shown on the map below. Additionally, non-grant services provided by state arts agencies that support folk and traditional arts are not reported in these data. More information on Final Descriptive Report data is available here: <https://nasaa-arts.org/research/federal-reporting/>



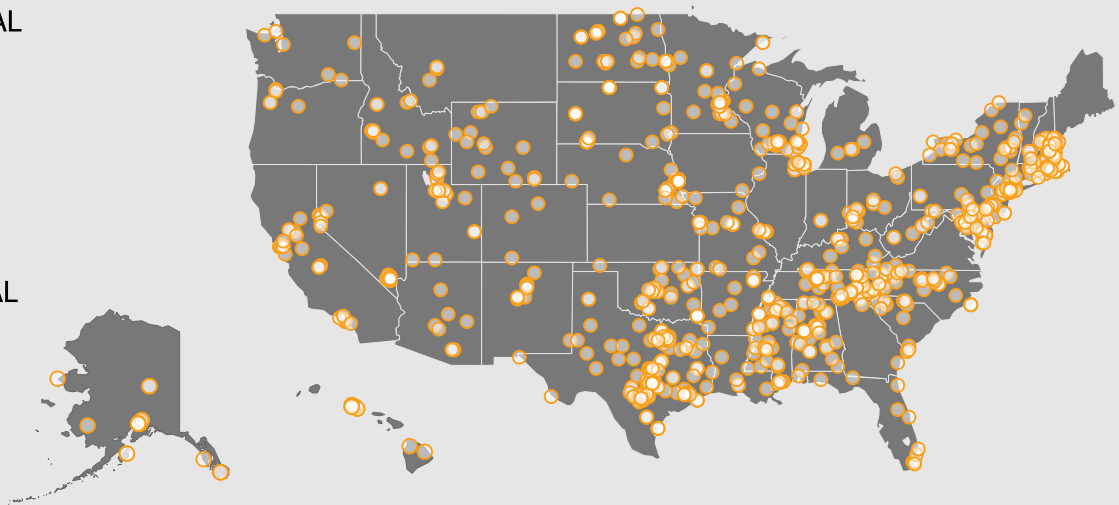
NUMBER OF AWARDS  
**1,039**

## FOLK ARTS GRANTS AND ACTIVITY LOCATIONS, FY2016

PERCENT OF TOTAL AWARDS  
**5.0%**

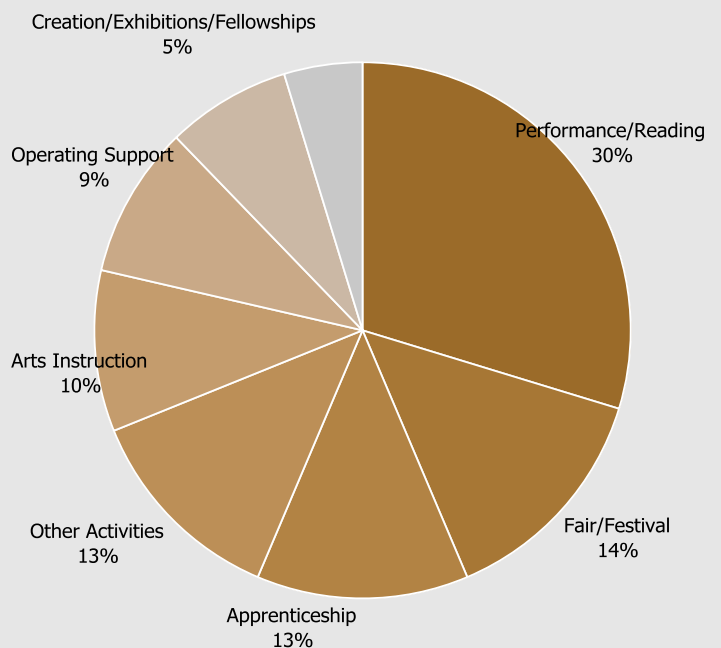
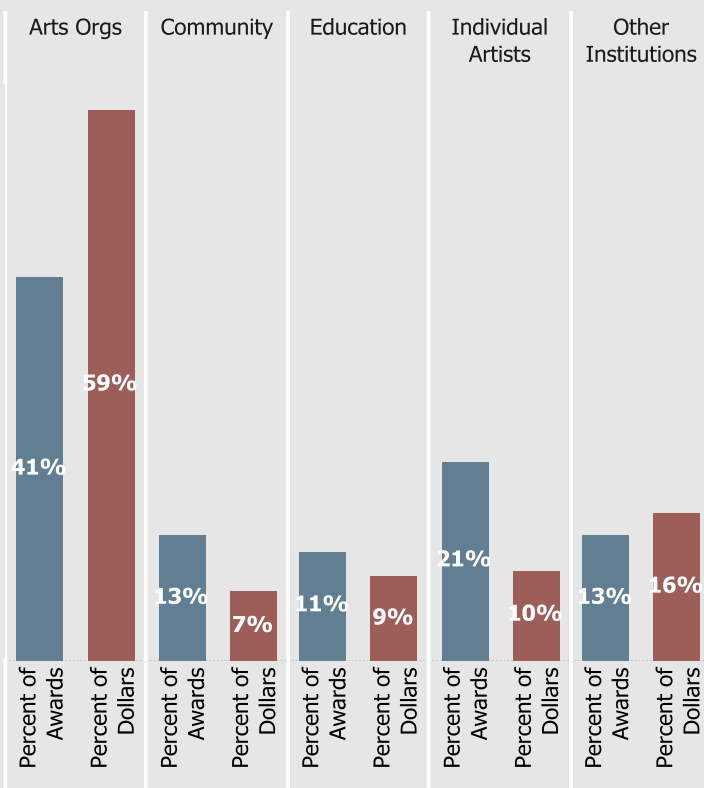
GRANT DOLLARS  
**\$6,721,518**

PERCENT OF TOTAL GRANT DOLLARS  
**2.7%**



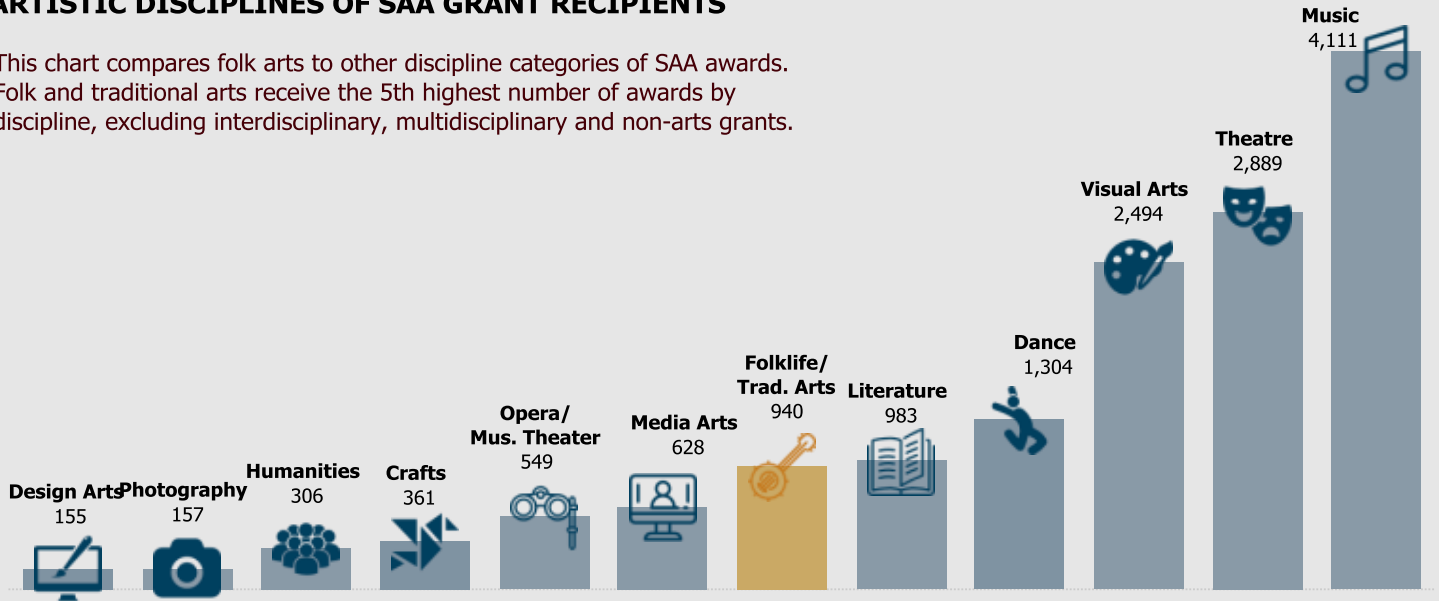
## FOLK ARTS GRANTEEES

## ACTIVITIES OF FOLK ARTS GRANTEEES



## ARTISTIC DISCIPLINES OF SAA GRANT RECIPIENTS

This chart compares folk arts to other discipline categories of SAA awards. Folk and traditional arts receive the 5th highest number of awards by discipline, excluding interdisciplinary, multidisciplinary and non-arts grants.



## A Decade of Folk Arts, FY2007 - FY2016

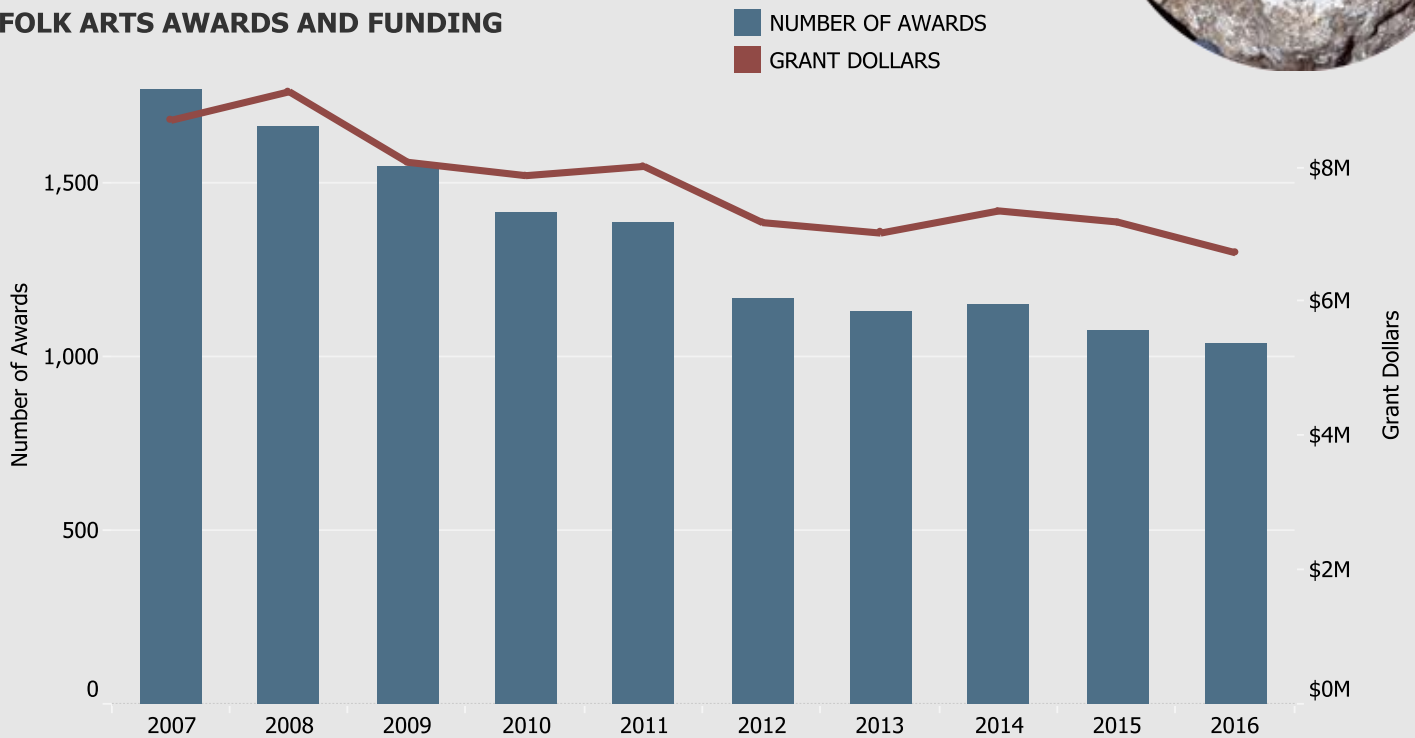
GRANT DOLLARS  
**\$77,200,182**

NUMBER OF AWARDS  
**13,349**

Although folk arts grant funding by all SAAs declined by 20% over the last 10 years, the folk arts share of SAA grant dollars has remained constant, between 4% and 5%, excluding interdisciplinary, multidisciplinary and non-arts grants.



### FOLK ARTS AWARDS AND FUNDING



**Source:** State arts agency Final Descriptive Reports compiled by the National Assembly of State Arts Agencies, fiscal years 2007 through 2016. For detailed documentation, see NASAA's federal reporting resources: <https://nasaa-arts.org/research/federal-reporting/>

**Note:** Locations, data and activities shown above do not encompass all state arts agency actions to support folk and traditional arts. State arts agencies may fund additional work such as decentralized grant-making to local arts agencies and non-grant services to arts communities and organizations.