



# **Grantmaking Report**

## **Fiscal Years 1998, 2003, 2009, 2010, and 2011**

**Prepared by the National Assembly of State Arts Agencies**  
**February 2012**  
**[www.nasaa-arts.org](http://www.nasaa-arts.org)**

**National Assembly of State Arts Agencies**  
**KNOWLEDGE ★ REPRESENTATION ★ COMMUNITY**

---

TABLE OF CONTENTS

Overview ..... 3

Background and Purpose..... 3

Methodology..... 3

Limitations..... 3

Summary of Findings ..... 4

WSAC Grantmaking Trends, Fiscal Years 1998, 2003, 2009, 2010, 2011 ..... 4

Maps of Statewide Grantmaking, Introduction ..... 6

Maps of Total WSAC Grants by County..... 7

Maps of Arts in Education Program Grants,..... 13

Maps of Operating Support and Project Support Grants ..... 19

Maps of Per Capita Grant Dollars Awarded, by County..... 25

## **Overview**

This report provides a statistical profile of the Washington State Arts Commission's (WSAC's) recent and historical grant investments. The report includes information and trends for total grant activity and per capita grant dollars for each county in Washington with data representing fiscal years 1998, 2003, 2009, 2010, and 2011. The report also presents maps showing the dispersion of grants throughout the state for multiple grant types in FY2009-2011.

## **Background and Purpose**

In fall of 2011, WSAC asked the National Assembly of State Arts Agencies (NASAA) to provide an analysis and report of WSAC's grantmaking activity over five fiscal years. Although NASAA annually collects reports summarizing grantmaking activity from all state arts agencies that receive federal money from the National Endowment for the Arts (NEA), this report represents the first time that the data have been reviewed and analyzed to help determine otherwise undetected trends in WSAC's grantmaking practices.

The results of this report will be used to help point the way to possible markers of success, as well as future directions for WSAC's grantmaking programs.

## **Methodology**

The grantmaking data used in this report are drawn from the Final Descriptive Reports (FDRs) that WSAC submits annually to the National Endowment for the Arts (NEA) and the National Assembly of State Arts Agencies. FDRs use a uniform set of terms and definitions to facilitate comparisons between states. All records are required by the NEA to reflect the locations of award transactions, which may differ from the location of ultimate project activities. In addition to FDR data, statistics in this report have been refined by using data from WSAC program reports. The Executive Director selected the years to be studied.

This report focuses on WSAC programs for Arts in Education, Community Arts Development (discontinued after FY2009), Community Project Funds (discontinued after FY2009), Folk Arts, Grants to Organizations, and State Poet Laureate program. General agency and Art in Public Places funds are excluded from this report. Final data are not yet available for FY2011; therefore, grantmaking figures for FY2011 are based on the most current interim data available September 2011. In conjunction with WSAC staff, NASAA researchers compared multiple reports and analyzed grant program expenditures to determine that FY2011 figures represent more than 90% of total grant dollars spent, thus meriting inclusion within this analysis.

## **Limitations**

While much useful information can be gleaned from data analysis of WSAC's grantmaking programs over several years, the limitations of the data inputs must also be recognized. Key among these are the following:

- Data were analyzed based on the funding address of the recipient, not on the address where the actual event would take place.

- WSAC sponsors several other programs that do not give grants but are nonetheless effective in community outreach and engagement in the arts. Counties that did not receive grants in a particular year could very likely have benefitted from other WSAC programs, such as the Art in Public Places program.

**Summary**

In observing WSAC grantmaking in fiscal years 1998, 2003, 2009, 2010, and 2011, we found that the FDR data indicate a wide dispersion of funds across the state of Washington. Viewed collectively over the five fiscal years analyzed, WSAC grants were shown to have reached all but five counties in the state (Adams, Columbia, Garfield, Lincoln, Wahkiakum). While King County received the most total grant dollars in each year, Jefferson County consistently reported the largest per capita grant dollars received (\$2.59 for FY2011). High per capita grant dollars received were also reported in Ferry and San Juan counties, at \$2.03 and \$1.24, respectively, for FY2011. The past three years have shown a consistent decline in total grants awarded and dollars spent on grant programs.

The amount of grant dollars available in any given year depends on WSAC’s total funding and appropriations. At \$990,300 in FY2011, WSAC grants are nearly half a million dollars below FY2010 funding levels and nearly \$1.2 million below FY2003 funding levels. While funding has decreased, the number of counties funded has remained consistent. In FY2011, WSAC grants reached 26 of 39 counties and in FY1998, 25 counties received funds.

Significant findings:

- In FY2011, WSAC received 249 grant applications, down from 329 applications in FY2010 and 299 applications in FY2009.
- In FY2011, WSAC awarded more than \$990,300 to organizations, down from \$1,403,777 in FY2010 and \$1,917,095 in FY2009.
- In FY2011, WSAC grants reached 26 counties and 63 cities across the state.
- In FY2011, counties with the highest per capita grant dollars received include Ferry, Jefferson and San Juan.
- In FY2011, 49% of total grant dollars went to operating support, and 39% went to arts education.

**General Grantmaking Information  
Fiscal Years 1998, 2003, 2009, 2010, and 2011\***

<b>Fiscal Year</b>	<b>Applications Received</b>	<b>Grants Awarded**</b>	<b>Dollars Spent</b>	<b>Smallest Grant</b>	<b>Median Grant</b>	<b>Largest Grant</b>
1998	242	240	1,573,066	\$88	\$4,000	\$101,000
2003	315	277	2,263,470	\$500	\$4,200	\$101,000
2009	299	276	1,917,095	\$550	\$3,150	\$87,200
2010	329	216	1,351,716	\$550	\$2,000	\$64,000
2011	249	194	990,300	\$500	\$2,500	\$49,120

\* FY2011 data are based on interim FDR reporting. Grant funds include Arts in Education, Community Arts Development (discontinued after FY2009), Community Project Funds (discontinued after FY2009), Folk Arts, Grants to Organizations, and State Poet Laureate program. General agency and Art in Public Places funds are excluded from this report.

\*\* Grants awarded do not include awards to out-of-state grantees.

Source: Washington State Arts Commission

## Per Capita\* Value of Washington State Arts Commission Grants, FY 1998-2011

County	1998		2003		2009		2010		2011**	
	Grant Dollars	Per Capita Dollars	Grant Dollars	Per Capita Dollars	Grant Dollars	Per Capita Dollars	Grant Dollars	Per Capita Dollars	Grant Dollars	Per Capita Dollars
Adams County	0	0.00	0	0.00	0	0.00	0	0.00	0	0.00
Asotin County	3,500	0.17	0	0.00	0	0.00	0	0.00	0	0.00
Benton County	1,500	0.01	14,350	0.09	9,300	0.05	6,400	0.04	5,550	0.03
Chelan County	8,000	0.12	17,600	0.26	40,072	0.56	35,400	0.49	25,201	0.35
Clallam County	25,500	0.40	27,900	0.42	29,908	0.42	25,800	0.36	20,750	0.29
Clark County	23,213	0.07	23,873	0.06	25,168	0.06	7,000	0.02	4,380	0.01
Columbia County	0	0.00	0	0.00	0	0.00	0	0.00	0	0.00
Cowlitz County	3,500	0.04	5,472	0.06	1,700	0.02	0	0.00	0	0.00
Douglas County	0	0.00	2,276	0.07	0	0.00	0	0.00	0	0.00
Ferry County	0	0.00	38,000	5.12	34,950	4.64	22,750	3.01	15,314	2.03
Franklin County	0	0.00	0	0.00	3,330	0.04	958	0.01	900	0.01
Garfield County	0	0.00	0	0.00	0	0.00	0	0.00	0	0.00
Grant County	6,000	0.08	7,200	0.09	0	0.00	0	0.00	0	0.00
Grays Harbor County	0	0.00	1,000	0.01	5,110	0.07	0	0.00	1,000	0.01
Island County	5,353	0.08	6,200	0.08	15,600	0.20	21,000	0.27	11,760	0.15
Jefferson County	111,763	4.41	148,511	5.38	149,444	5.03	97,782	3.27	77,537	2.59
King County	871,419	0.51	1,132,608	0.64	981,963	0.51	645,455	0.33	464,011	0.24
Kitsap County	17,600	0.08	45,925	0.19	52,492	0.21	49,861	0.20	36,280	0.14
Kittitas County	0	0.00	0	0.00	0	0.00	6,000	0.15	4,380	0.11
Klickitat County	2,000	0.11	5,000	0.26	23,250	1.15	22,615	1.11	17,322	0.85
Lewis County	0	0.00	0	0.00	1,420	0.02	0	0.00	0	0.00
Lincoln County	0	0.00	0	0.00	0	0.00	0	0.00	0	0.00
Mason County	0	0.00	0	0.00	5,000	0.08	0	0.00	3,650	0.06
Okanogan County	2,260	0.06	50,530	1.31	51,063	1.25	48,350	1.17	31,215	0.76
Pacific County	2,000	0.09	14,583	0.70	1,875	0.09	2,000	0.10	1,500	0.07
Pend Oreille County	7,500	0.65	42,980	3.57	7,000	0.54	0	0.00	0	0.00
Pierce County	110,528	0.16	215,480	0.29	83,361	0.10	103,250	0.13	62,672	0.08
San Juan County	9,375	0.71	17,842	1.21	34,509	2.20	30,207	1.91	19,595	1.24
Skagit County	25,827	0.26	30,497	0.28	67,398	0.58	36,338	0.31	21,375	0.18
Skamania County	0	0.00	11,885	1.18	0	0.00	2,000	0.18	0	0.00
Snohomish County	47,002	0.08	35,815	0.06	27,262	0.04	32,850	0.05	27,557	0.04
Spokane County	89,868	0.22	91,468	0.21	109,451	0.23	51,700	0.11	32,985	0.07
Stevens County	2,000	0.05	0	0.00	0	0.00	0	0.00	0	0.00
Thurston County	56,748	0.28	68,842	0.31	64,600	0.26	22,300	0.09	36,805	0.15
Wahkiakum County	0	0.00	0	0.00	0	0.00	0	0.00	0	0.00
Walla Walla County	1,000	0.02	0	0.00	2,000	0.03	9,100	0.15	7,130	0.12
Whatcom County	49,906	0.31	94,966	0.53	50,450	0.25	54,850	0.27	47,151	0.23
Whitman County	0	0.00	11,700	0.28	12,200	0.27	8,000	0.18	5,150	0.11
Yakima County	38,973	0.18	32,894	0.15	27,219	0.11	9,750	0.04	9,130	0.04
Out of State	50,731	N/A	68,073	N/A	0	N/A	3,000	N/A	3,250	N/A
<b>Total</b>	<b>1,573,066</b>	<b>0.26</b>	<b>2,263,470</b>	<b>0.36</b>	<b>1,917,095</b>	<b>0.29</b>	<b>1,354,716</b>	<b>0.20</b>	<b>993,550</b>	<b>0.15</b>

\* Per capita value calculated from population data provided by the U.S. Census Bureau's Intercensal Population Estimates for each year.

\*\*FY 2011 figures are based on interim reporting, final reports will be out later this year. Grant funds include Arts in Education, Community Arts Development (discontinued after FY 2009), Community Project Funds (discontinued after FY 2009), Folk Arts, Grants to Organizations and Poet Laureate. General Agency and Art in Public Places funds are not included within this report.

Source: Washington State Arts Commission, US Census Bureau

## **Maps of Statewide Grantmaking**

### ***Introduction***

The maps that follow show the distribution of WSAC grants throughout the state. The first nine maps show the reach of total WSAC grants and subsets of Arts in Education grants, Operating Support grants and Project Support grants from FY 2009 through FY 2011. The remaining five maps show the per capita value of total WSAC grants by county from fiscal years 1998, 2003, 2009, 2010, and 2011.

### ***Maps of Total Grants by County, Fiscal Years 2009, 2010, and 2011***

Maps of total grants represent all WSAC grantmaking activities in the fiscal years indicated. Arts in Education, Community Arts, Folk Arts, and Grants to Organizations are represented. The maps are similar to one another for each fiscal year, though the total number of grants reported in each year dropped from 276 in FY2009 to 194 in FY2011 (based on the FY 2011 interim report). Maps show a clustering of activities in the Seattle region, with the dispersion of grants across the state being similar in each year.

### ***Maps of Arts in Education Program Grants by County, Fiscal Years 2009, 2010, and 2011***

Arts in Education grants support the arts as an essential part of K-12 education through local partnerships, research, training, and grants. These grants include the programs Community Consortium, one Cooperative Partnership, and First Step Grants. Out of the three years studied, the number of Arts in Education grants reached a high point in FY2009, at 32 total grants, and declined in 2011 to 29 total grants.

### ***Maps of Operating and Project Support Grants, Fiscal Years 2009, 2010, and 2011***

Operating Support grants support established arts organizations and institutions providing professional artistic events, programs or services to individuals, communities, artists, or arts organizations in Washington. They include the programs Cooperative Partnerships, Large Arts Institutions and institutional support, and Midsize Arts Organizations and organizational support.

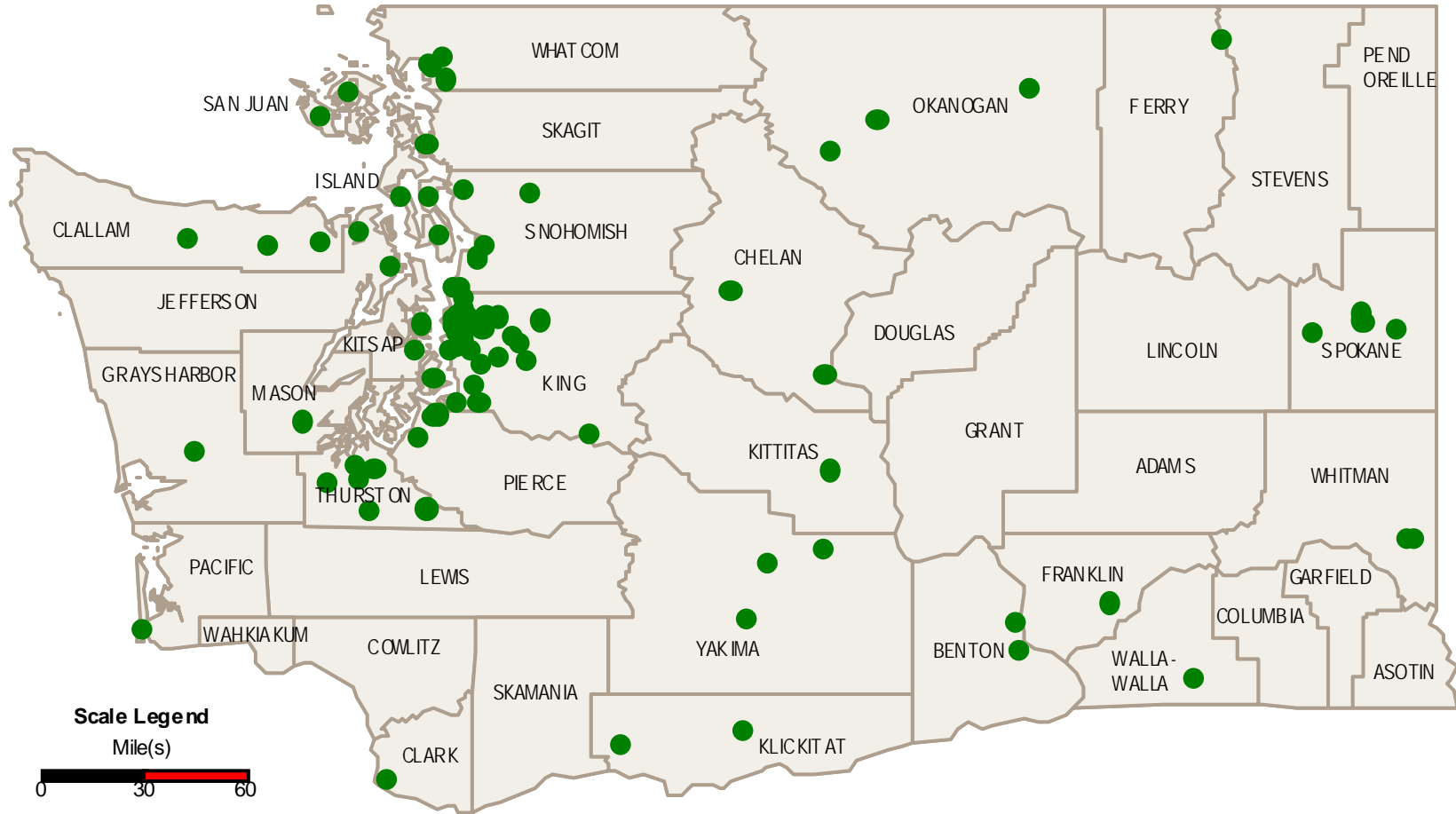
Project Support grants are awarded to nonprofit arts organizations to fund specific professional arts events for the benefit of general public audiences. The maps also include Arts Participation Initiative grants.

While the maps representing Operating Support and Project Support grants across the state from FY2009 to FY2011 look similar in each year, an important trend to note is the increasing number of project support grants in relationship to operating support. In 2009, 117 Operating Grants and 94 Project Support grants were awarded. In 2011, 67 Operating Support grants and 87 Project Support grants were awarded.

### ***Maps of Per Capita Grant Dollars Awarded by County, Fiscal Years 1998, 2003, 2009, 2010, and 2011***

Per capita grant dollars awarded by county are presented in a series of five maps, one for each year studied. The most noticeable change between years occurs between FY1998 and FY2003. In this time period, per capita grant funding for the state of Washington increased from \$0.26 to \$0.36. The contrast of the FY2011 per capita map and the FY1998 per capita map illustrates the higher funding levels per county throughout the state when more grant dollars were available to WSAC. From FY2009 through FY2011, the maps show a relatively consistent dispersion of funds on a per capita basis, though grant dollars available decreased in each of these years.

# Washington State Arts Commission Total Grants by County, Fiscal Year 2011



◆ Indicates ZIP code of at least one grant award recipient. In FY 2011, WSAC awarded 194 grants.

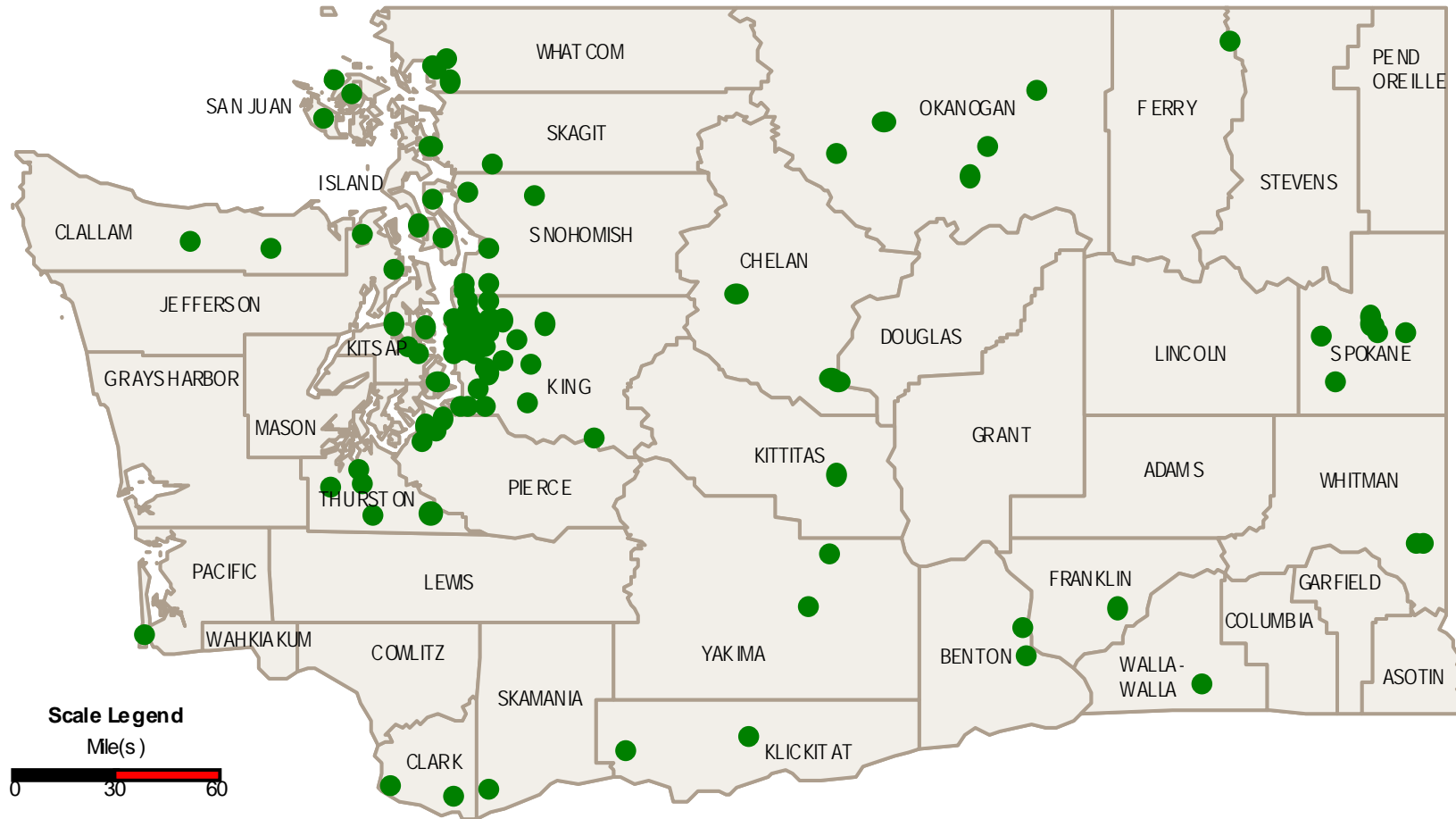
Data Source: Washington State Arts Commission

**Washington State Arts Commission  
Number of Grants by Location  
Fiscal Year 2011**

<u>Benton County (5 grants)</u> Richland (5 grants)	Kent (1 grant) Kirkland (3 grants) Newcastle (1 grant) Redmond (1 grant) Renton (2 grants) Sammamish (2 grants) Seattle (62 grants) Shoreline (2 grants) Vashon (3 grants) Vashon Island (1 grant)	<u>San Juan County (4 grants)</u> Eastsound (3 grants) Friday Harbor (1 grant)
<u>Chelan County (6 grants)</u> Leavenworth (3 grants) Wenatchee (3 grants)		<u>Skagit County (2 grants)</u> La Conner (2 grants)
<u>Clallam County (6 grants)</u> Port Angeles (5 grants) Sequim (1 grant)		<u>Snohomish County (8 grants)</u> Arlington (1 grant) Edmonds (1 grant) Everett (4 grants) Lynnwood (1 grant) Stanwood (1 grant)
<u>Clark County (1 grant)</u> Vancouver (1 grant)	<u>Kitsap County (5 grants)</u> Bainbridge- Island (3 grants) Port Orchard (2 grants)	<u>Spokane County (7 grants)</u> Medical Lake (1 grant) Spokane (5 grants) Spokane Valley (1 grant)
<u>Ferry County (1 grant)</u> Orient (1 grant)		
<u>Franklin County (1 grant)</u> Pasco (1 grant)	<u>Kittitas County (1 grant)</u> Ellensburg (1 grant)	
<u>Grays Harbor County (1 grant)</u> Aberdeen (1 grant)	<u>Klickitat County (2 grants)</u> Goldendale (1 grant) White Salmon (1 grant)	<u>Thurston County (9 grants)</u> Lacey (1 grant) Olympia (5 grants) Tenino (1 grant) Tumwater (1 grant) Yelm (1 grant)
<u>Island County (5 grants)</u> Camano Island (1 grant) Coupeville (1 grant) Langley (3 grants)	<u>Mason County (1 grant)</u> Shelton (1 grant)	
<u>Jefferson County (6 grants)</u> Port Ludlow (1 grant) Port Townsend (5 grants)	<u>Okanogan County (6 grants)</u> Tonasket (1 grant) Twisp (3 grants) Winthrop (2 grants)	<u>Walla Walla County (3 grants)</u> Walla Walla (3 grants)
<u>King County (85 grants)</u> Auburn (1 grant) Bellevue (1 grant) Carnation (1 grant) Enumclaw (1 grant) Federal Way (1 grant) Issaquah (2 grants)	<u>Pacific County (1 grant)</u> Seaview (1 grant)	<u>Whatcom County (10 grants)</u> Bellingham (10 grants)
	<u>Pierce County (12 grants)</u> Lakewood (1 grant) Tacoma (11 grants)	<u>Whitman County (2 grants)</u> Pullman (2 grants)
		<u>Yakima County (4 grants)</u> White Swan (1 grant) Yakima (3 grants)



# Washington State Arts Commission Total Grants by County, Fiscal Year 2010



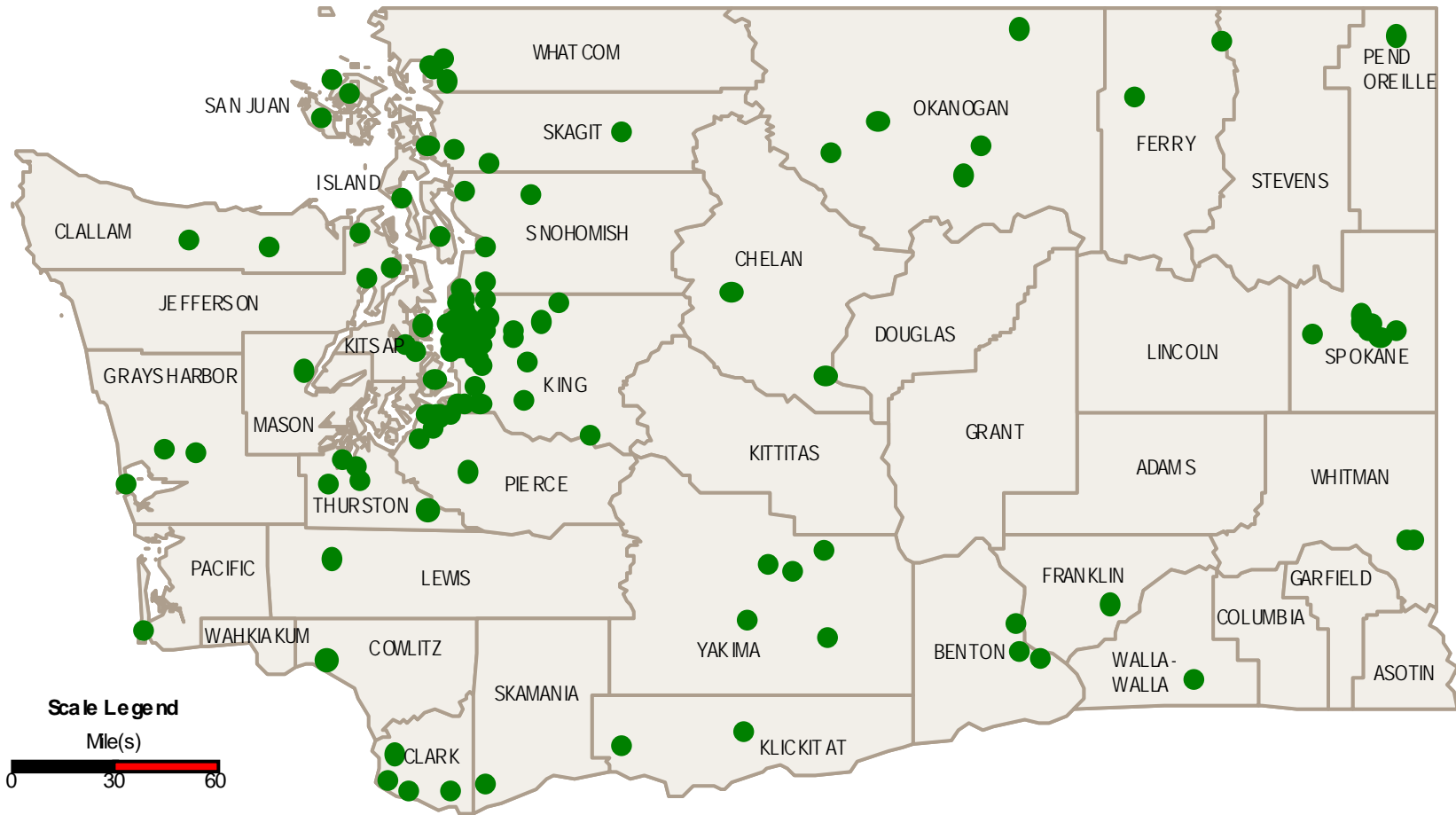
● Indicates ZIP code of at least one grant award recipient. In FY 2010, WSAC awarded 216 grants.

Data Source: Washington State Arts Commission

## Washington State Arts Commission Number of Grants by Location Fiscal Year 2010

<u>Benton County (4 grants)</u> Pasco (1 grant) Richland (3 grants)	Bremerton (1 grant) Port Orchard (2 grants) Silverdale (1 grant)	<u>Walla Walla County (3 grants)</u> Walla Walla (3 grants)
<u>Chelan County (7 grants)</u> E. Wenatchee (1 grant) Leavenworth (3 grants) Wenatchee (3 grants)	<u>Kittitas County (1 grants)</u> Ellensburg (1 grants)	<u>Whatcom County (8 grants)</u> Bellingham (8 grants)
<u>Clallam County (5 grants)</u> Port Angeles (5 grants)	<u>Klickitat County (3 grants)</u> Goldendale (1 grants) White Salmon (2 grants)	<u>Whitman County (3 grants)</u> Pullman (3 grants)
<u>Clark County (2 grants)</u> Camas (1 grant) Vancouver (1 grant)	<u>Okanogan County (9 grants)</u> Omak (2 grants) Tonasket (2 grants) Twisp (4 grants) Winthrop (1 grant)	<u>Yakima County (4 grants)</u> Wapato (1 grant) Yakima (3 grants)
<u>Ferry County (1 grant)</u> Orient (1 grant)	<u>Pacific County (1 grant)</u> Seaview (1 grant)	
<u>Franklin County (1 grant)</u> Pasco (1 grant)	<u>Pierce County (11 grants)</u> Lakewood (1 grant) Tacoma (9 grants) Yelm (1 grant)	
<u>Island County (6 grants)</u> Camano Island (1 grant) Coupeville (1 grant) Greenbank (1 grant) Langley (3 grants)	<u>San Juan County (5 grants)</u> Eastsound (3 grants) Friday Harbor (1 grant) Waldron Island (1 grant)	
<u>Jefferson County (7 grants)</u> Port Ludlow (1 grant) Port Townsend (6 grants)	<u>Skagit County (4 grants)</u> La Conner (3 grants) Mount Vernon (1 grant)	
<u>King County (101 grants)</u> Auburn (1 grant) Bellevue (1 grant) Black Diamond (1 grant) Bothell (1 grant) Carnation (1 grants) Enumclaw (1 grant) Federal Way (2 grants) Issaquah (1 grant) Kent (1 grant) Kirkland (3 grants) Lake Forest Park (1 grant) Mercer Island (1 grant) Newcastle (1 grant) Redmond (1 grant) Renton (3 grants) Sammamish (1 grant) Seattle (73 grants) Shoreline (3 grants) Vashon (3 grants) Vashon Island (1 grant)	<u>Skamania County (1 grant)</u> Washougal (1 grant)	
<u>Kitsap County (6 grants)</u> Bainbridge Island (2 grants)	<u>Snohomish County (7 grants)</u> Arlington (2 grants) Edmonds (1 grant) Everett (1 grants) Lynnwood (1 grants) Mill Creek (1 grant) Stanwood (1 grants)	
	<u>Spokane County (8 grants)</u> Cheney (1 grant) Medical Lake (1 grant) Spokane (5 grants) Spokane Valley (1 grant)	
	<u>Thurston County (8 grants)</u> Olympia (6 grants) Tenino (1 grant) Tumwater (1 grant)	

# Washington State Arts Commission Total Grants by County, Fiscal Year 2009



● Indicates ZIP code of at least one grant award recipient. In FY 2009, WSAC awarded 276 grants.

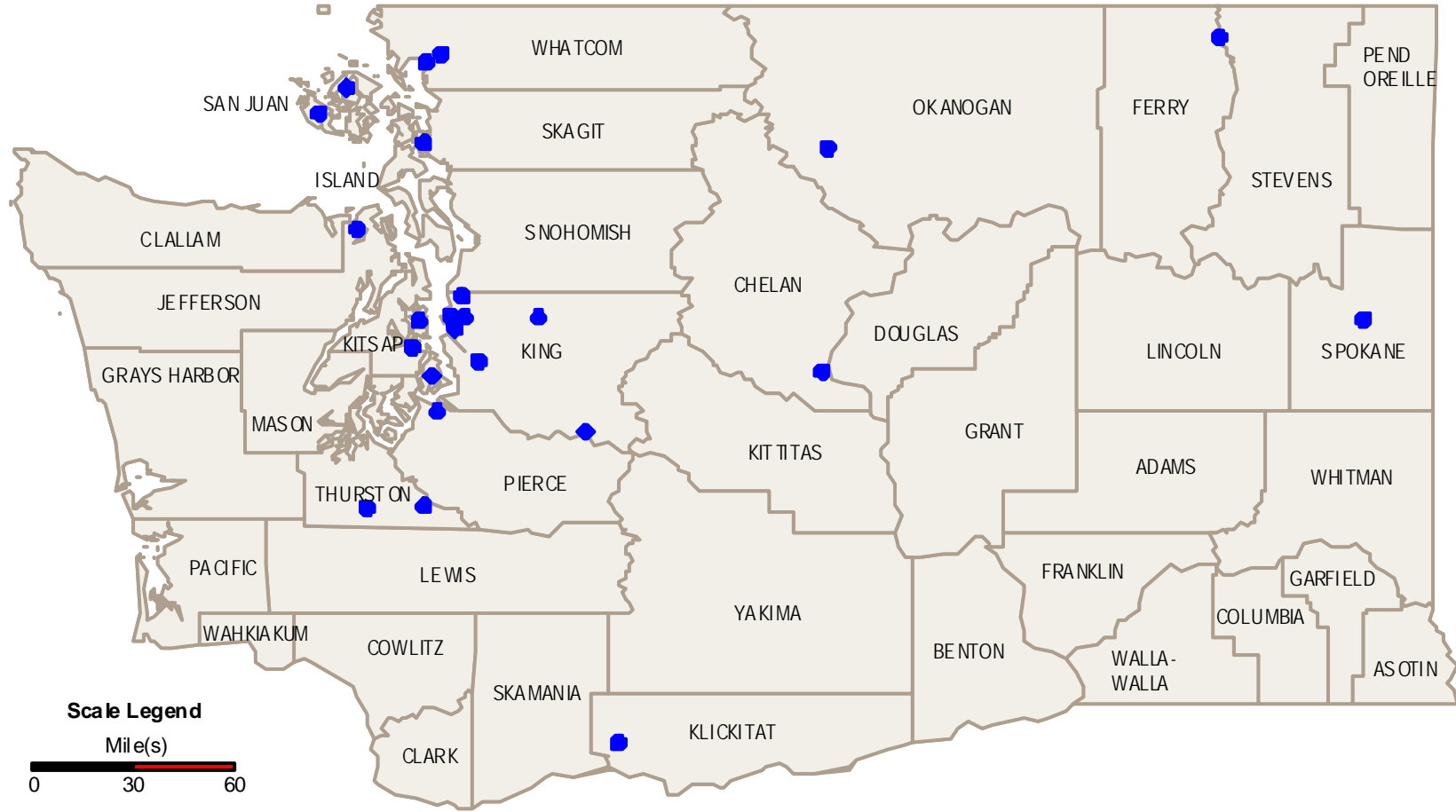
Data Source: Washington State Arts Commission

## Washington State Arts Commission Number of Grants by Location Fiscal Year 2009

<u>Benton County (6 grants)</u> Kennewick (2 Grants) Richland (4 grants)	Seattle (97 grants) Shoreline (3 grants) Vashon (3 grants) Vashon Island (1 grant)	Spokane (10 grants) Spokane Valley (1 grant)
<u>Chelan County (8 grants)</u> Leavenworth (4 grants) Wenatchee (4 grants)	<u>Kitsap County (6 grants)</u> Bainbridge Island (3 grants) Bremerton (1 grant) Port Orchard (2 grants)	<u>Thurston County (10 grants)</u> Olympia (6 grants) Tumwater (3 grants) Yelm (1 grant)
<u>Clallam County (7 grants)</u> Port Angeles (7 grants)	<u>Klickitat County (2 grants)</u> Goldendale (1 grant) White Salmon (1 grant)	<u>Walla Walla County (2 grants)</u> Walla Walla (2 grants)
<u>Clark County (7 grants)</u> Camas (1 grant) Ridgefield (1 grant) Vancouver (4 grants) Washougal (1 grant)	<u>Lewis County (1 grant)</u> Chehalis (1 grant)	<u>Whatcom County (8 grants)</u> Bellingham (8 grants)
<u>Cowlitz County (1 grant)</u> Longview (1 grant)	<u>Mason County (1 grant)</u> Hoodspport (1 grant)	<u>Whitman County (3 grants)</u> Pullman (3 grants)
<u>Ferry County (2 grants)</u> Orient (1 grant) Republic (1 grant)	<u>Okanogan County (10 grants)</u> Omak (3 grants) Oroville (1 grant) Twisp (5 grants) Winthrop (1 grant)	<u>Yakima County (6 grants)</u> Toppenish (1 grant) White Swan (1 grant) Yakima (4 grants)
<u>Franklin County (2 grants)</u> Pasco (2 grants)	<u>Pacific County (1 grant)</u> Seaview (1 grant)	
<u>Grays Harbor County (3 grants)</u> Aberdeen (1 grant) Hoquiam (1 grant) Ocean Shores (1 grant)	<u>Pend Oreille County (2 grants)</u> Metaline Falls (2 grants)	
<u>Island County (5 grants)</u> Coupeville (2 grants) Langley (3 grants)	<u>Pierce County (17 grants)</u> Graham (1 grant) Lakewood (1 grant) Tacoma (15 grants)	
<u>Jefferson County (8 grants)</u> Port Ludlow (1 grant) Port Townsend (6 grants) Quilcene (1 grant)	<u>San Juan County (5 grants)</u> Eastsound (3 grants) Friday Harbor (1 grant) Waldron Island (1 grant)	
<u>King County (129 grants)</u> Auburn (1 grant) Bellevue (3 grants) Black Diamond (1 grant) Bothell (1 grant) Carnation (1 grant) Duvall (1 grant) Enumclaw (1 grant) Federal Way (2 grants) Issaquah (1 grant) Kent (1 grant) Kirkland (7 grants) Mercer Island (1 grant) Renton (1 grant) Sammamish (3 grants)	<u>Skagit County (7 grants)</u> Concrete (1 grant) La Conner (3 grants) Mount Vernon (3 grants)	
	<u>Snohomish County (5 grants)</u> Arlington (1 grant) Bothell (1 grant) Everett (1 grant) Lynnwood (1 grant) Stanwood (1 grant)	
	<u>Spokane County (12 grants)</u> Medical Lake (1 grant)	

# Washington State Arts Commission

## Arts In Education Program Grants Awarded by County, Fiscal Year 2011



● Indicates ZIP code of at least one grant award recipient. In FY 2011, WSAC awarded 29 Arts In Education grants.

Data Source: Washington State Arts Commission

**Washington State Arts Commission  
Number of Arts Education Grants by Location  
Fiscal Year 2011**

Chelan County (1 grant)

Wenatchee (1 grant)

Ferry County (1 grant)

Orient (1 grant)

Jefferson County (1 grants)

Port Townsend (1 grants)

King County (12 grants)

Carnation (1 grant)

Enumclaw (1 grant)

Renton (1 grant)

Seattle (7 grants)

Shoreline (1 grant)

Vashon Island (1 grant)

Kitsap County (2 grants)

Bainbridge Island (1 grant)

Port Orchard (1 grant)

Klickitat County (1 grant)

White Salmon (1 grant)

Okanogan County (1 grants)

Twisp (1 grants)

Pierce County (2 grants)

Tacoma (2 grants)

San Juan County (2 grants)

Eastsound (1 grant)

Friday Harbor (1 grant)

Skagit County (1 grants)

La Conner (1 grants)

Spokane County (1 grants)

Spokane (1 grants)

Thurston County (2 grants)

Tenino (1 grant)

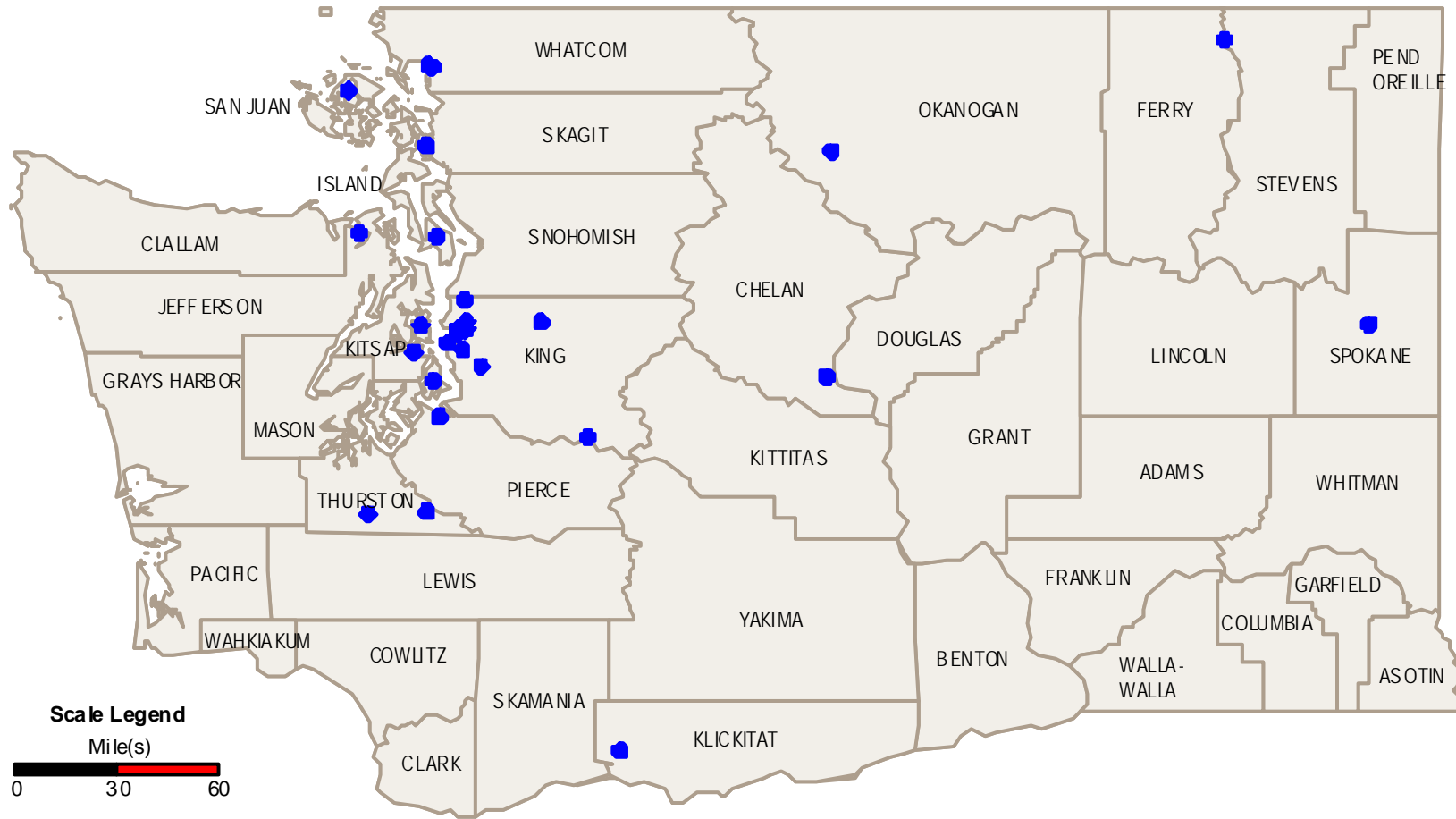
Yelm (1 grant)

Whatcom County (2 grants)

Bellingham (2 grants)

# Washington State Arts Commission

## Arts Education Program Grants Awarded by County, Fiscal Year 2010



● Indicates ZIP code of at least one grant award recipient. In FY 2010, WSAC awarded 30 Arts In Education grants.

Data Source: Washington State Arts Commission

**Washington State Arts Commission  
Number of Arts Education Grants by Location  
Fiscal Year 2010**

Chelan County (1 grants)  
Wenatchee (1 grants)

Ferry County (1 grant)  
Orient (1 grant)

Island County (1 grant)  
Coupeville (1 grant)

Jefferson County (1 grants)  
Port Townsend (1 grants)

King County (14 grants)  
Carnation (1 grants)  
Enumclaw (1 grant)  
Renton (1 grants)  
Seattle (9 grants)  
Shoreline (1 grant)  
Vashon Island (1 grant)

Kitsap County (2 grants)  
Bainbridge Island (1 grants)  
Port Orchard (1 grant)

Klickitat County (1 grant)  
White Salmon (1 grant)

Okanogan County (1 grants)  
Twisp (1 grants)

Pierce County (3 grants)  
Tacoma (2 grants)  
Yelm (1 grant)

San Juan County (1 grant)  
Eastsound (1 grant)

Skaagit County (1 grants)  
La Conner (1 grants)

Spokane County (1 grants)  
Spokane (1 grants)

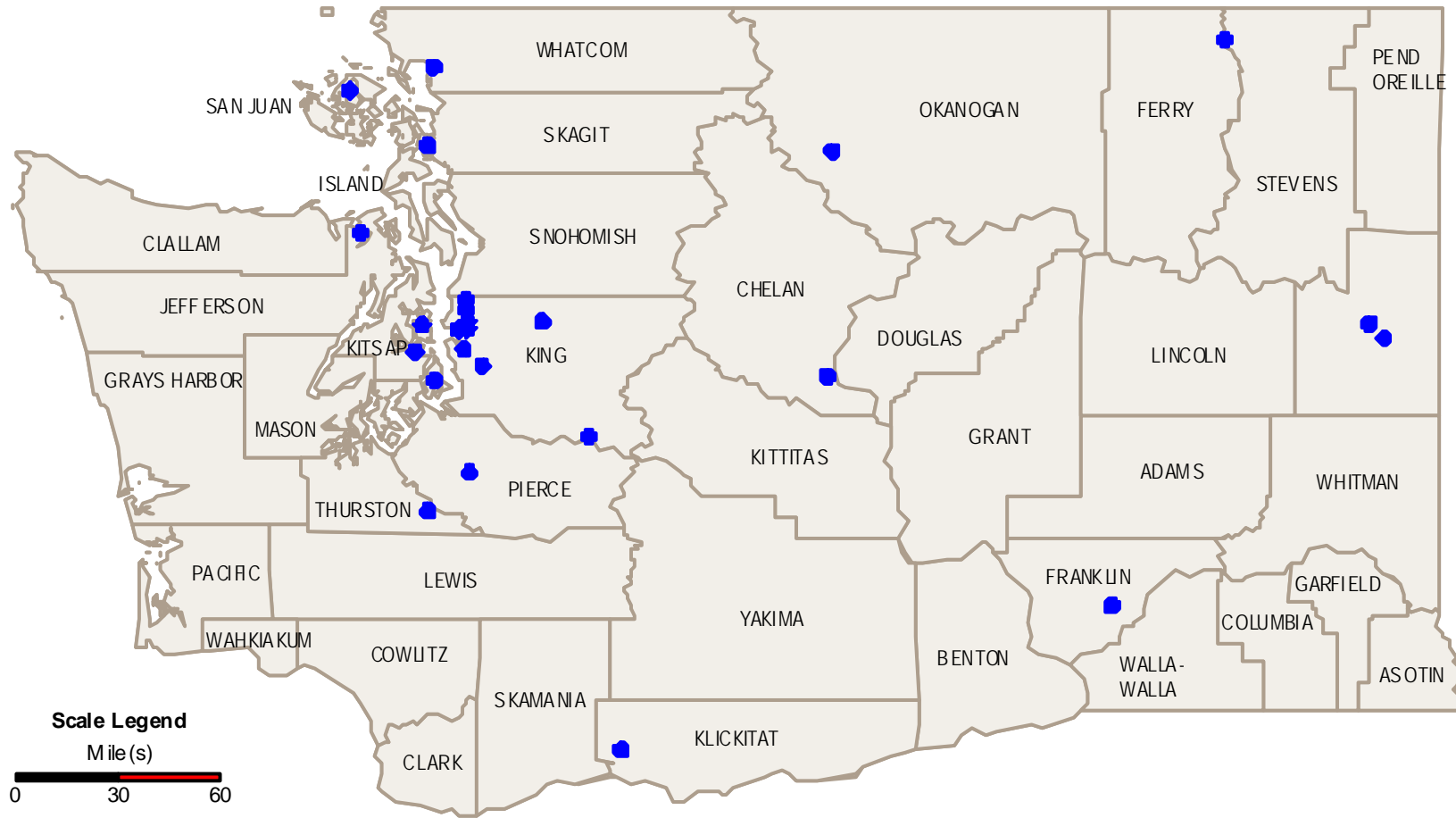
Thurston County (1 grant)  
Tenino (1 grant)

Whatcom County (1 grants)  
Bellingham (1 grants)



# Washington State Arts Commission

## Arts In Education Program Grants Awarded by County, Fiscal Year 2009



● Indicates ZIP code of at least one grant award recipient. In FY 2009, WSAC awarded 32 Arts In Education grants.

Data Source: Washington State Arts Commission

**Washington State Arts Commission  
Number of Arts in Education Grants by Location  
Fiscal Year 2009**

Chelan County (1 grant)  
Wenatchee (1 grant)

Ferry County (1 grant)  
Orient (1 grant)

Franklin County (1 grant)  
Pasco (1 grant)

Jefferson County (1 grant)  
Port Townsend (1 grant)

King County (16 grants)  
Carnation (1 grant)  
Enumclaw (1 grant)  
Renton (1 grant)  
Seattle (11 grants)  
Shoreline (1 grant)  
Vashon Island (1 grant)

Kitsap County (2 grants)  
Bainbridge Island (1 grant)  
Port Orchard (1 grant)

Klickitat County (1 grant)  
White Salmon (1 grant)

Okanogan County (1 grant)  
Twisp (1 grant)

Pierce County (1 grant)  
Graham (1 grant)

San Juan County (1 grant)  
Eastsound (1 grant)

Skagit County (2 grants)  
La Conner (2 grants)

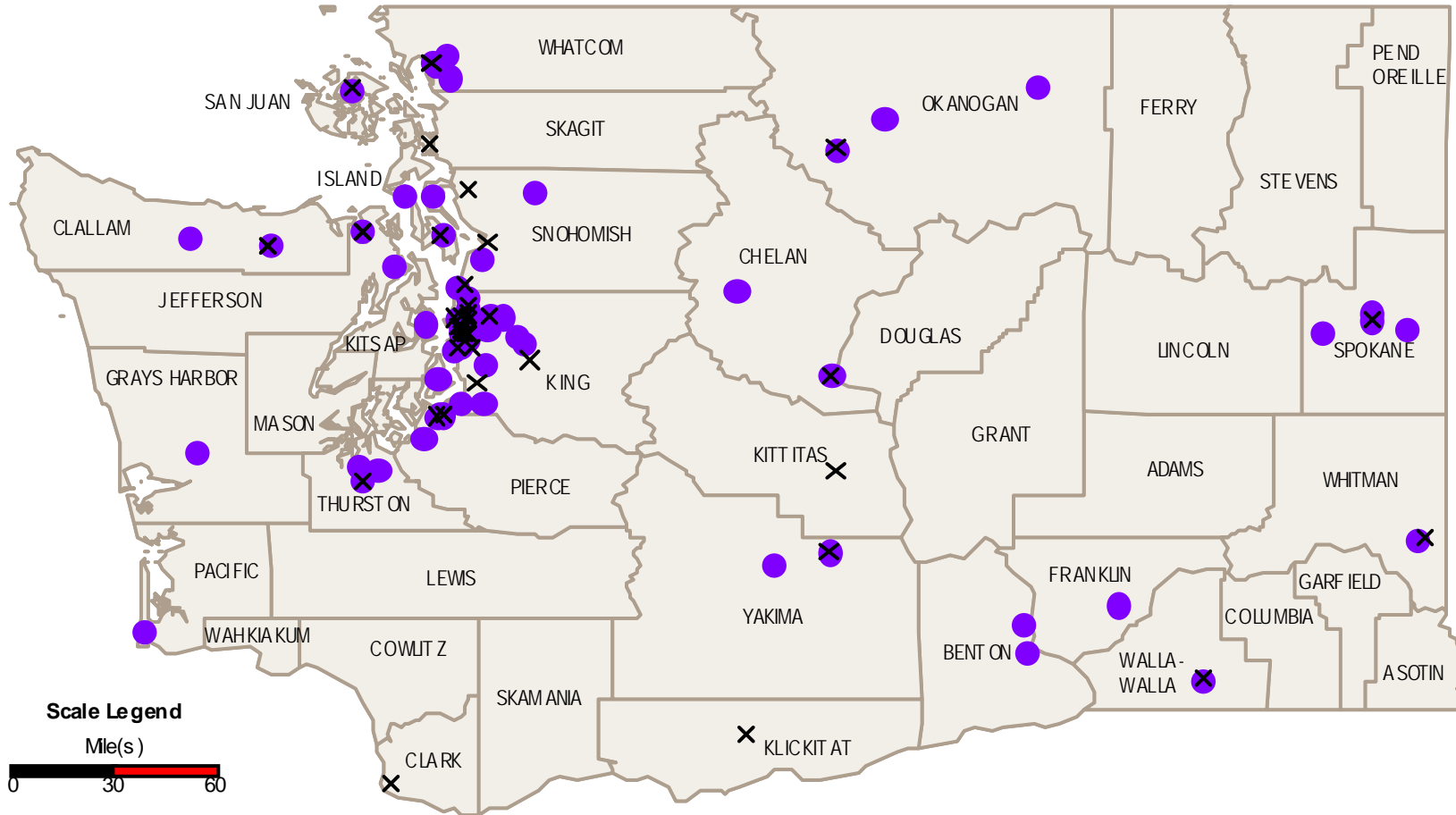
Spokane County (2 grants)  
Spokane (2 grants)

Thurston County (1 grant)  
Yelm (1 grant)

Whatcom County (1 grant)  
Bellingham (1 grant)

# Washington State Arts Commission

## Operating Support & Project Support Grants, Fiscal Year 2011



- X** Operating Support grant; 67 grants
- Project Support grant; 87 grants

Indicates ZIP code of at least one grant award recipient

Data Source: Washington State Arts Commission

## Washington State Arts Commission Number of Operating Support & Project Support Grants by Location Fiscal Year 2011

Benton County (5 grants)  
Richland (5 grants)

Chelan County (5 grants)  
Leavenworth (3 grants)  
Wenatchee (2 grants)

Clallam County (5 grants)  
Port Angeles (5 grants)

Clark County (1 grant)  
Vancouver (1 grant)

Franklin County (1 grant)  
Pasco (1 grant)

Grays Harbor County (1 grant)  
Aberdeen (1 grant)

Island County (5 grants)  
Camano Island (1 grant)  
Coupeville (1 grant)  
Langlely (3 grants)

Jefferson County (5 grants)  
Port Ludlow (1 grant)  
Port Townsend (4 grants)

King County (69 grants)  
Auburn (1 grant)  
Bellevue (1 grant)  
Federal Way (1 grant)  
Issaquah (2 grants)  
Kent (1 grant)  
Kirkland (2 grants)  
Redmond (1 grant)  
Renton (1 grant)  
Sammamish (1 grant)  
Seattle (54 grants)  
Shoreline (1 grant)  
Vashon (3 grants)

Kitsap County (2 grants)  
Bainbridge Island (2 grants)

Kittitas County (1 grant)  
Ellensburg (1 grant)

Klickitat County (1 grant)  
Goldendale (1 grant)

Okanogan County (5 grants)  
Tonasket (1 grant)  
Twisp (2 grants)  
Winthrop (2 grants)

Pacific County (1 grant)  
Seaview (1 grant)

Pierce County (10 grants)  
Lakewood (1 grant)  
Tacoma (9 grants)

San Juan County (2 grants)  
Eastsound (2 grants)

Skagit County (1 grant)  
La Conner (1 grant)

Snohomish County (6 grants)  
Arlington (1 grant)  
Edmonds (1 grant)  
Everett (2 grants)  
Lynnwood (1 grant)  
Stanwood (1 grant)

Spokane County (6 grants)  
Medical Lake (1 grant)  
Spokane (4 grants)  
Spokane Valley (1 grant)

Thurston County (6 grants)  
Lacey (1 grant)  
Olympia (5 grants)

Walla Walla County (3 grants)  
Walla Walla (3 grants)

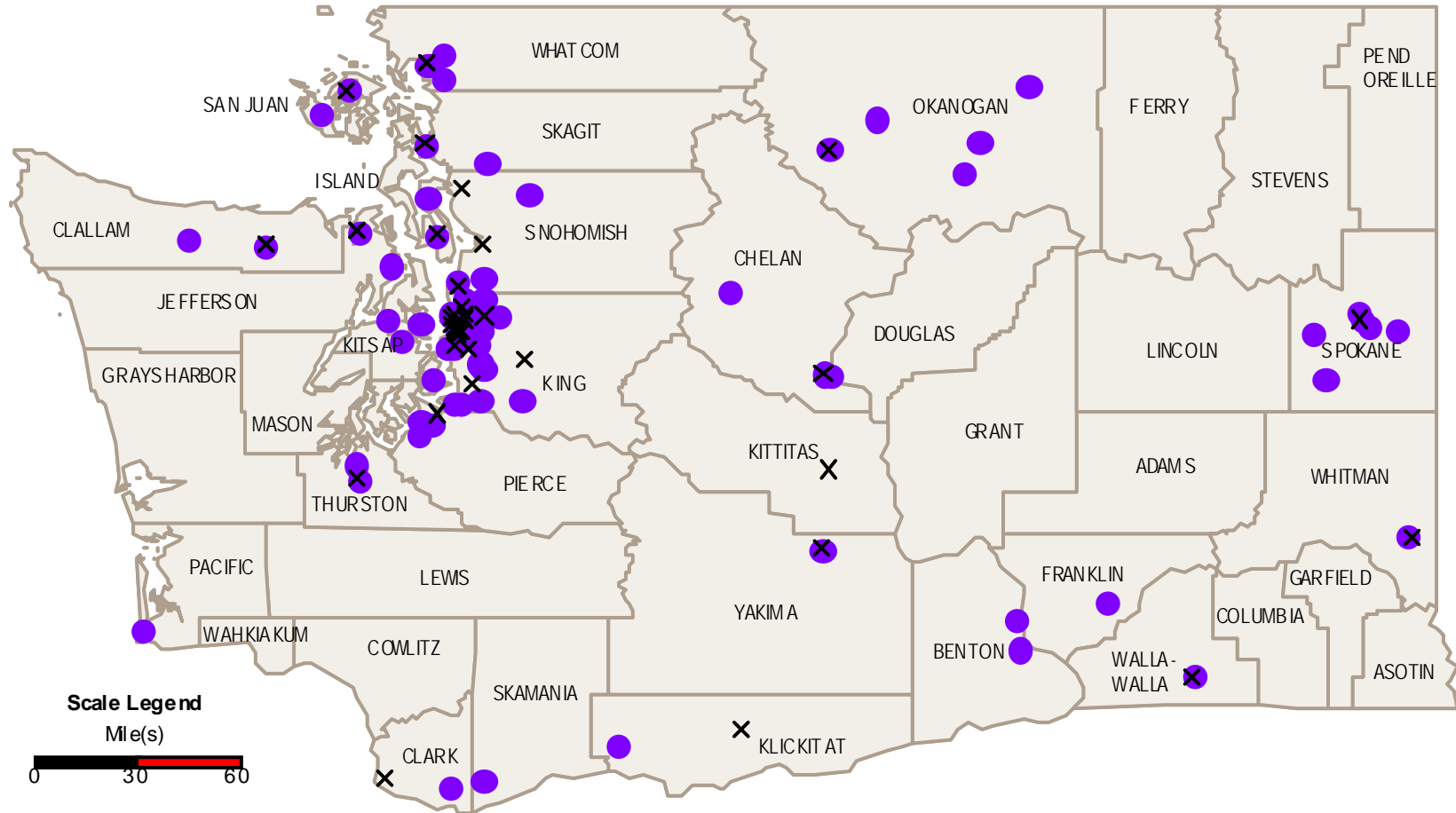
Whatcom County (8 grants)  
Bellingham (8 grants)

Whitman County (2 grants)  
Pullman (2 grants)

Yakima County (3 grants)  
Yakima (3 grants)

# Washington State Arts Commission

## Operating Support & Project Support Grants, Fiscal Year 2010



- X Operating Support grant; 67 grants
- Project Support grant; 102 grants

Indicates ZIP code of at least one grant award recipient

Data Source: Washington State Arts Commission

## Washington State Arts Commission Number of Operating Support & Project Support Grants by Location Fiscal Year 2010

Benton County (4 grants)

Pasco (1 grant)  
Richland (3 grants)

Chelan County (6 grants)

East Wenatchee (1 grant)  
Leavenworth (3 grants)  
Wenatchee (2 grants)

Clallam County (5 grants)

Port Angeles (5 grants)

Clark County (2 grants)

Camas (1 grant)  
Vancouver (1 grant)

Franklin County (1 grant)

Pasco (1 grant)

Island County (4 grants)

Camano Island (1 grant)  
Langley (3 grants)

Jefferson County (5 grants)

Port Ludlow (1 grant)  
Port Townsend (4 grants)

King County (79 grants)

Auburn (1 grant)  
Bellevue (1 grant)  
Black Diamond (1 grant)  
Bothell (1 grant)  
Federal Way (2 grants)  
Issaquah (1 grant)  
Kent (1 grant)  
Kirkland (2 grants)  
Mercer Island (1 grant)  
Redmond (1 grant)  
Renton (2 grants)  
Seattle (62 grants)  
Shoreline (1 grant)  
Vashon (2 grants)

Kitsap County (3 grants)

Bainbridge Island (1 grant)  
Bremerton (1 grant)  
Silverdale (1 grant)

Kittitas County (1 grants)

Ellensburg (1 grants)

Klickitat County (2 grants)

Goldendale (1 grants)  
White Salmon (1 grant)

Okanogan County (7 grants)

Omak (2 grants)  
Tonasket (1 grant)  
Twisp (3 grants)  
Winthrop (1 grant)

Pacific County (1 grant)

Seaview (1 grant)

Pierce County (8 grants)

Lakewood (1 grant)  
Tacoma (7 grants)

San Juan County (3 grants)

Eastsound (2 grants)  
Friday Harbor (1 grant)

Skaagit County (3 grants)

La Conner (2 grants)  
Mount Vernon (1 grant)

Skamania County (1 grant)

Washougal (1 grant)

Snohomish County (6 grants)

Arlington (1 grant)  
Edmonds (1 grant)  
Everett (1 grants)  
Lynnwood (1 grants)  
Mill Creek (1 grant)  
Stanwood (1 grants)

Spokane County (7 grants)

Cheney (1 grant)  
Medical Lake (1 grant)  
Spokane (4 grants)  
Spokane Valley (1 grant)

Thurston County (5 grants)

Olympia (5 grants)

Walla Walla County (3 grants)

Walla Walla (3 grants)

Whatcom County (7 grants)

Bellingham (7 grants)

Whitman County (3 grants)

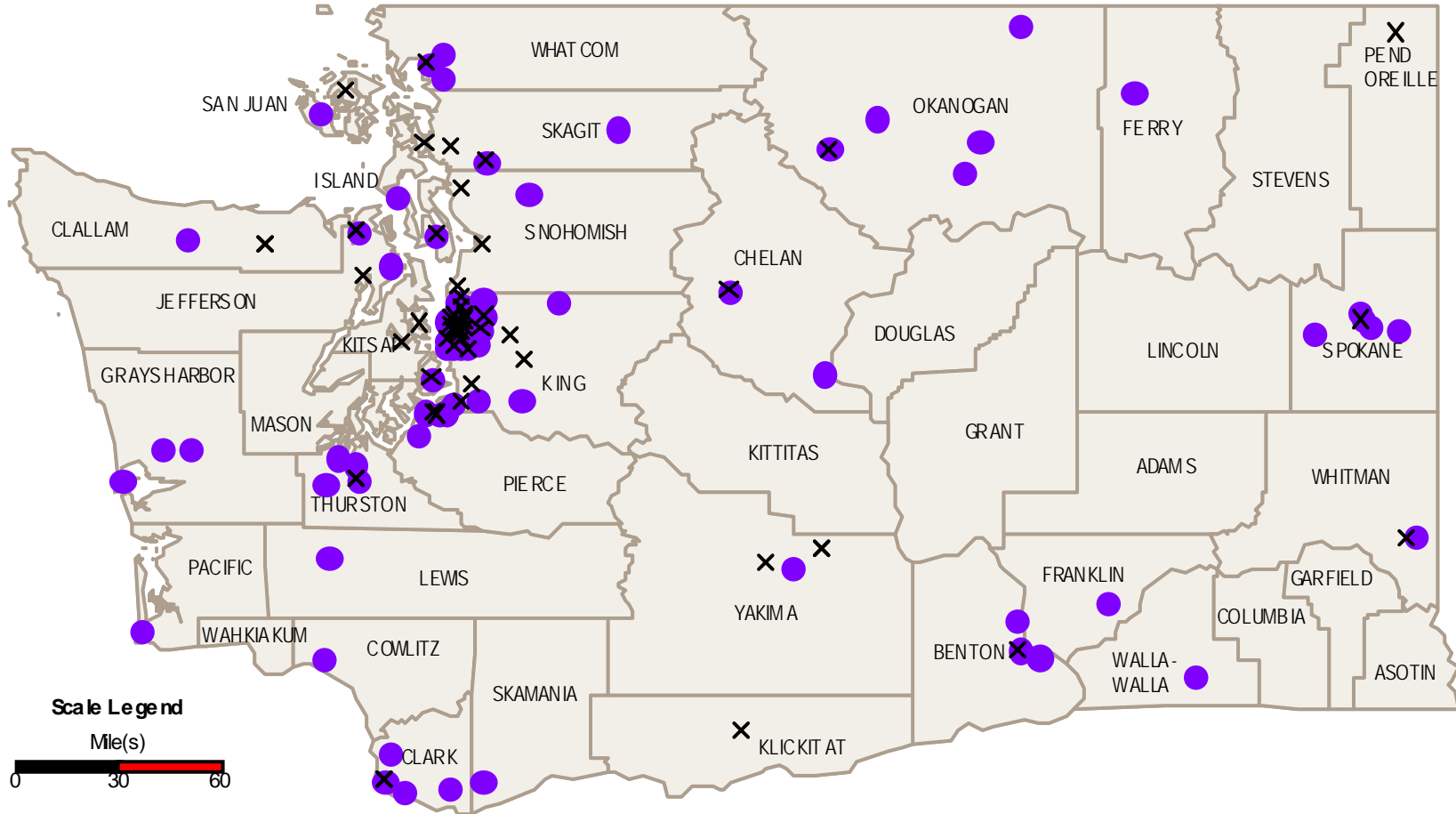
Pullman (3 grants)

Yakima County (3 grants)

Yakima (3 grants)

# Washington State Arts Commission

## Operating Support & Project Support Grants, Fiscal Year 2009



**X** Operating Support grant; 117 grants  
**●** Project Support grant; 94 grants

Indicates ZIP code of at least one grant award recipient

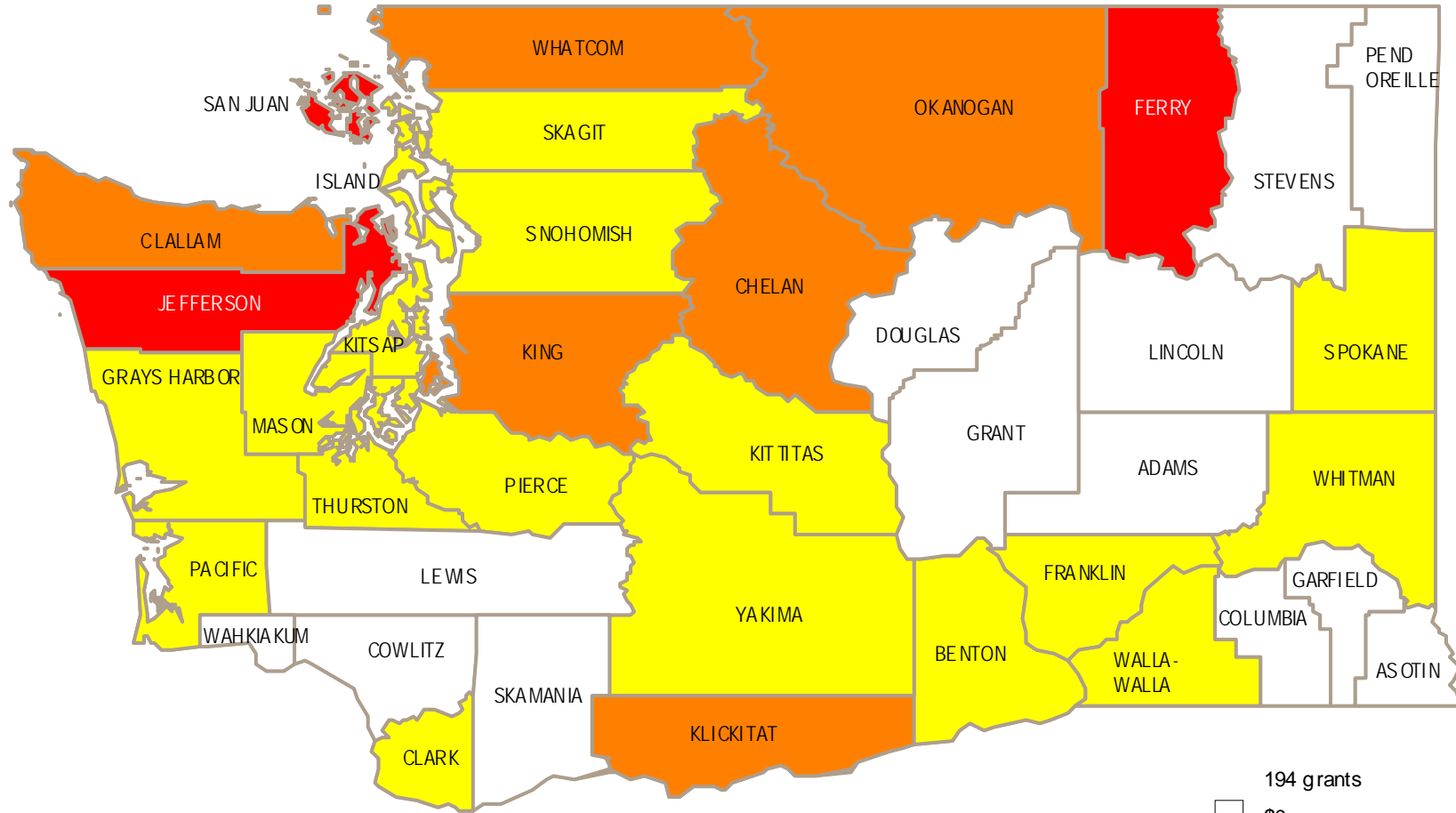
**Washington State Arts Commission  
Number of Operating Support & Project Support Grants by  
Location  
Fiscal Year 2009**

<u>Benton County (6 grants)</u> Kennewick (2 grants) Richland (4 grants)	<u>King County (99 grants)</u> Auburn (1 grant) Bellevue (3 grants) Black Diamond (1 grant) Bothell (1 grant) Duvall (1 grant) Federal Way (2 grants) Issaquah (1 grant) Kent (1 grant) Kirkland (6 grants) Mercer Island (1 grant) Sammamish (1 grant) Seattle (76 grants) Shoreline (1 grant) Vashon (3 grants)	<u>Pierce County (12 grants)</u> Lakewood (1 grant) Tacoma (11 grants)
<u>Chelan County (6 grants)</u> Leavenworth (3 grants) Wenatchee (3 grants)	<u>Kitsap County (3 grants)</u> Bainbridge Island (2 grants) Bremerton (1 grant)	<u>San Juan County (3 grants)</u> Eastsound (2 grants) Friday Harbor (1 grant)
<u>Clallam County (6 grants)</u> Port Angeles (6 grants)	<u>Klickitat County (1 grant)</u> Goldendale (1 grant)	<u>Skagit County (5 grants)</u> Concrete (1 grant) La Conner (1 grant) Mount Vernon (3 grants)
<u>Clark County (7 grants)</u> Camas (1 grant) Ridgefield (1 grant) Vancouver (4 grants) Washougal (1 grant)	<u>Lewis County (1 grant)</u> Chehalis (1 grant)	<u>Snohomish County (4 grants)</u> Arlington (1 grant) Everett (1 grant) Lynnwood (1 grant) Stanwood (1 grant)
<u>Cowlitz County (1 grant)</u> Longview (1 grant)	<u>Okanogan County (7 grants)</u> Omak (3 grants) Oroville (1 grant) Twisp (2 grants) Winthrop (1 grant)	<u>Spokane County (9 grants)</u> Medical Lake (1 grant) Spokane (7 grants) Spokane Valley (1 grant)
<u>Ferry County (1 grant)</u> Republic (1 grant)	<u>Pacific County (1 grant)</u> Seaview (1 grant)	<u>Thurston County (8 grants)</u> Olympia (6 grants) Tumwater (2 grants)
<u>Franklin County (1 grant)</u> Pasco (1 grant)	<u>Pend Oreille County (1 grant)</u> Metaline Falls (1 grant)	<u>Walla Walla County (2 grants)</u> Walla Walla (2 grants)
<u>Grays Harbor County (3 grants)</u> Aberdeen (1 grant) Hoquiam (1 grant) Ocean Shores (1 grant)		<u>Whatcom County (7 grants)</u> Bellingham (7 grants)
<u>Island County (4 grants)</u> Coupeville (1 grant) Langley (3 grants)		<u>Whitman County (3 grants)</u> Pullman (3 grants)
<u>Jefferson County (6 grants)</u> Port Ludlow (1 grant) Port Townsend (4 grants) Quilcene (1 grant)		<u>Yakima County (4 grants)</u> Yakima (4 grants)



# Washington State Arts Commission


## Per Capita Grant Dollars Awarded by County, Fiscal Year 2011



**Scale Legend**

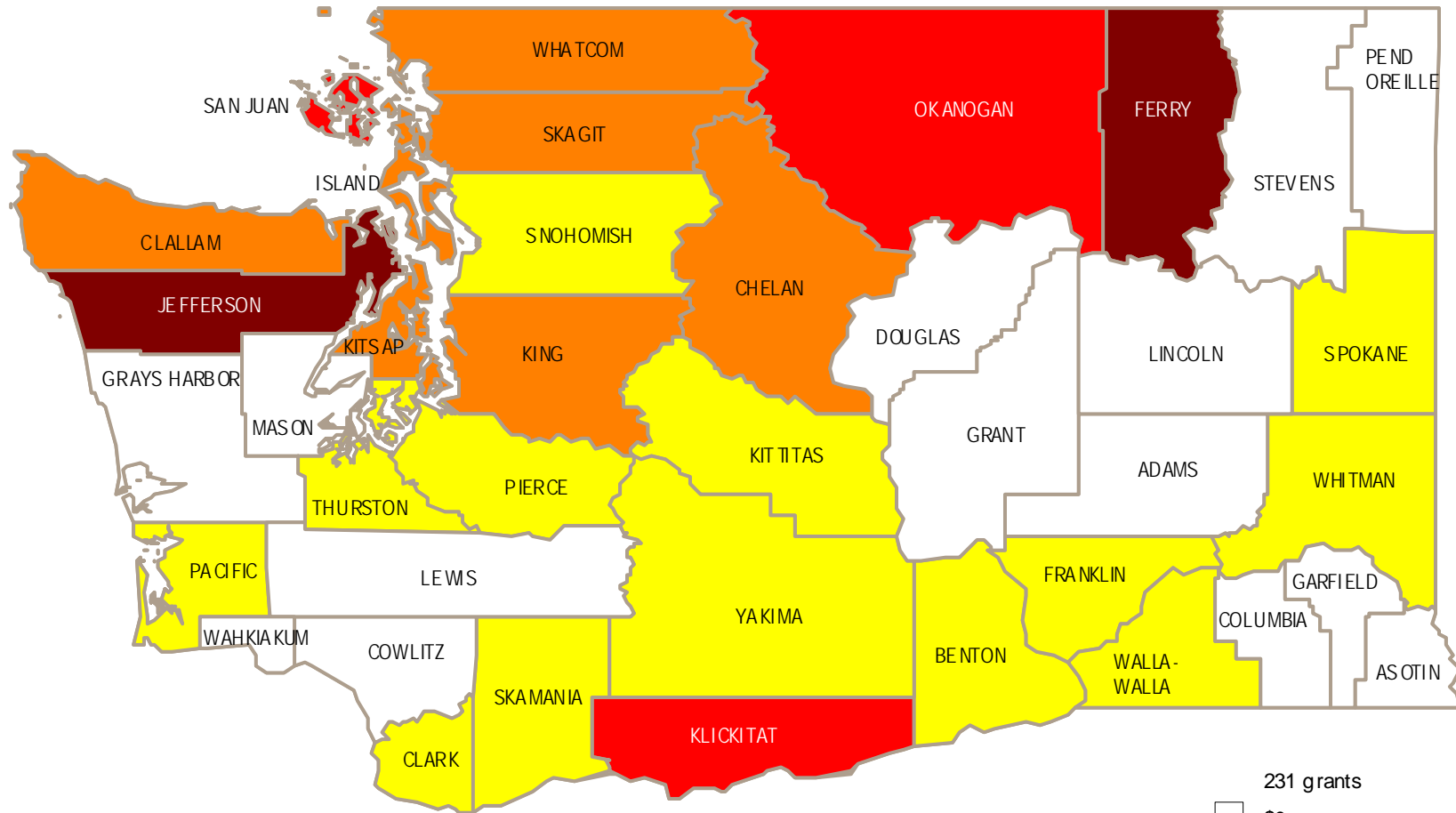


Data Source: Washington State Arts Commission



# Washington State Arts Commission


## Per Capita Grant Dollars Awarded by County, Fiscal Year 2010



**Scale Legend**

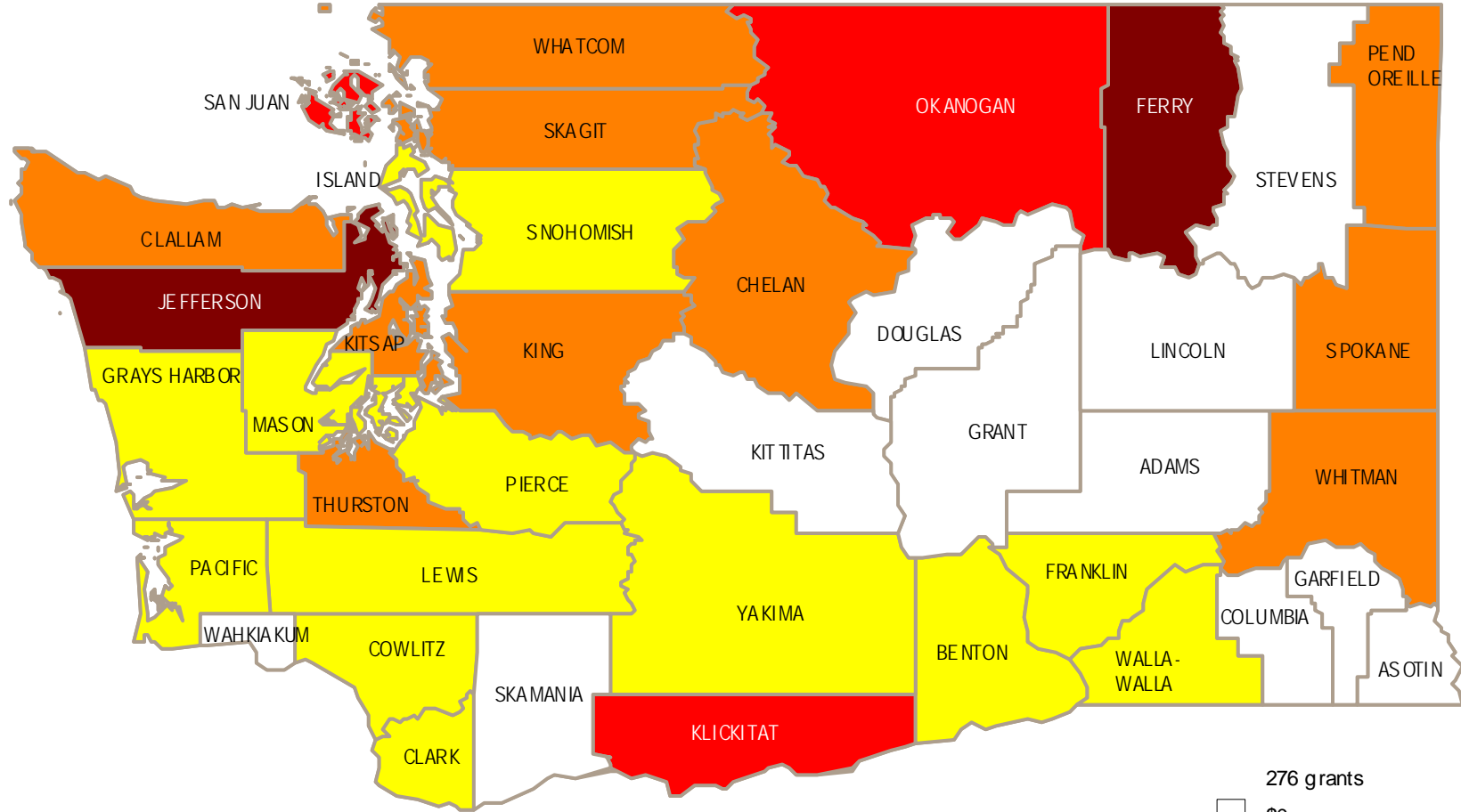


Data Source: Washington State Arts Commission

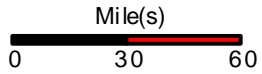


# Washington State Arts Commission

## Per Capita Grant Dollars Awarded by County, Fiscal Year 2009



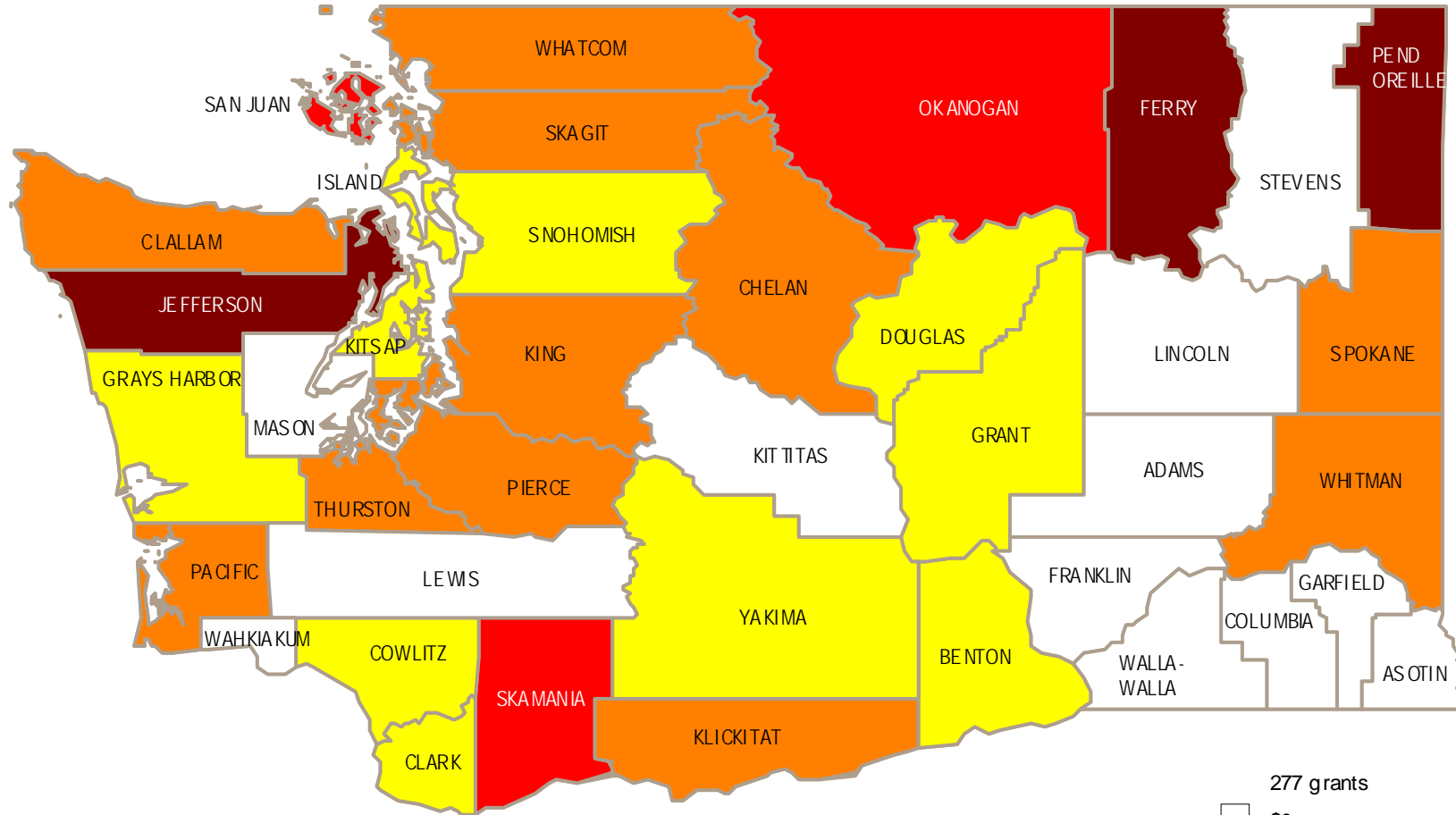
**Scale Legend**



Data Source: Washington State Arts Commission

# Washington State Arts Commission


## Per Capita Grant Dollars Awarded by County, Fiscal Year 2003



**Scale Legend**



Data Source: Washington State Arts Commission



## Washington State Arts Commission Per Capita Grant Dollars Awarded by County, Fiscal Year 1998

