

National Standard Overview



NATIONAL
ENDOWMENT
FOR THE ARTS

The National Standard

A tool used to organize and report information about arts activities. A set of terms, definitions, and guidelines for coding data that state arts agencies need in their grants management systems, mailing lists, and resource directories.

Why a National Standard?

- To secure data that is comparable between agencies and consistent over time.
- Accountability and “making the case.”
- Used by all states, regions and the NEA to report on yearly grant activities.
- Developed and revised collaboratively through SAAs, NASAA and the NEA.
- The foundation of information describing the public arts investment.

When Constituents ask “Why?”

We collect basic descriptive information about all grant applicants and their projects. This information helps us process applications and comply with state and federal accountability requirements. Thank you for providing these important details. *-North Carolina Arts Council*

The Endowment uses this form to develop statistical profiles of the applications it receives. Your responses will not be a factor in the panel review of your application. *-National Endowment for the Arts*

Types of Information Required

Information About Grantees & Constituents

Location Status
Applicant Discipline
Applicant Institution
Race/Ethnicity

Information About Grant Projects

Type of Activity
Arts Education Project Descriptors
Project Discipline Race/Ethnicity
Participation (artists, audience, youth)

Project Finances

Amount of Request and Award
Sources of Award Funds, Project Expenses,
Revenue and In-kind

Codes Tell A Story

Grantee: John Q. Artist

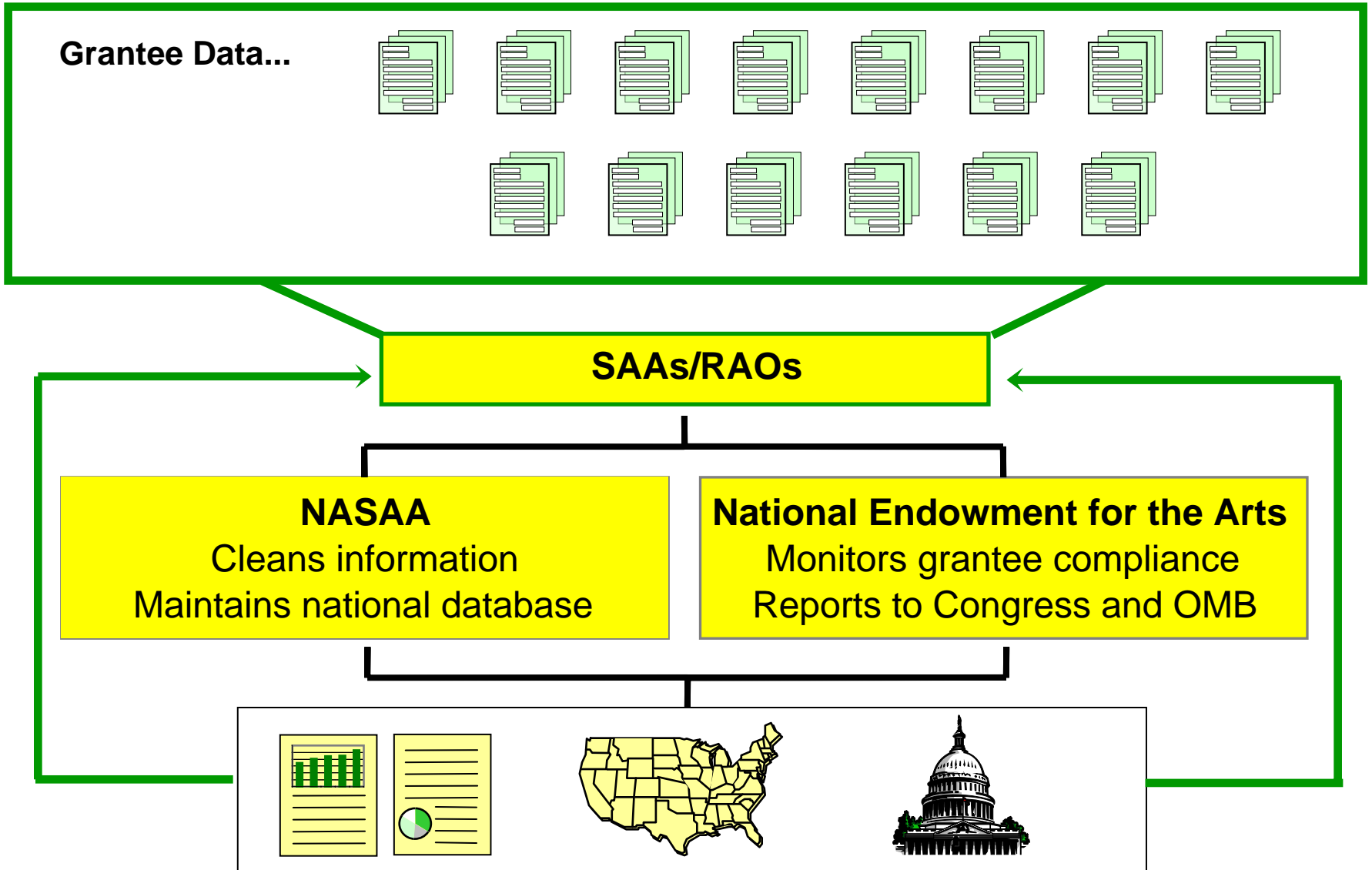
Who applied for the funds?

What was done with the grant money?

What was the extent of public participation?

Applicant Status	01
Applicant Institution	01
Applicant Discipline	09D
Grantee Race	H
Project Discipline	09
Activity Type	20
Arts Education	01A
Project Descriptors	TY
Project Race	B
Artists Participating	1
Youth Benefiting	93
Individuals Benefiting	265

Data Exchange System



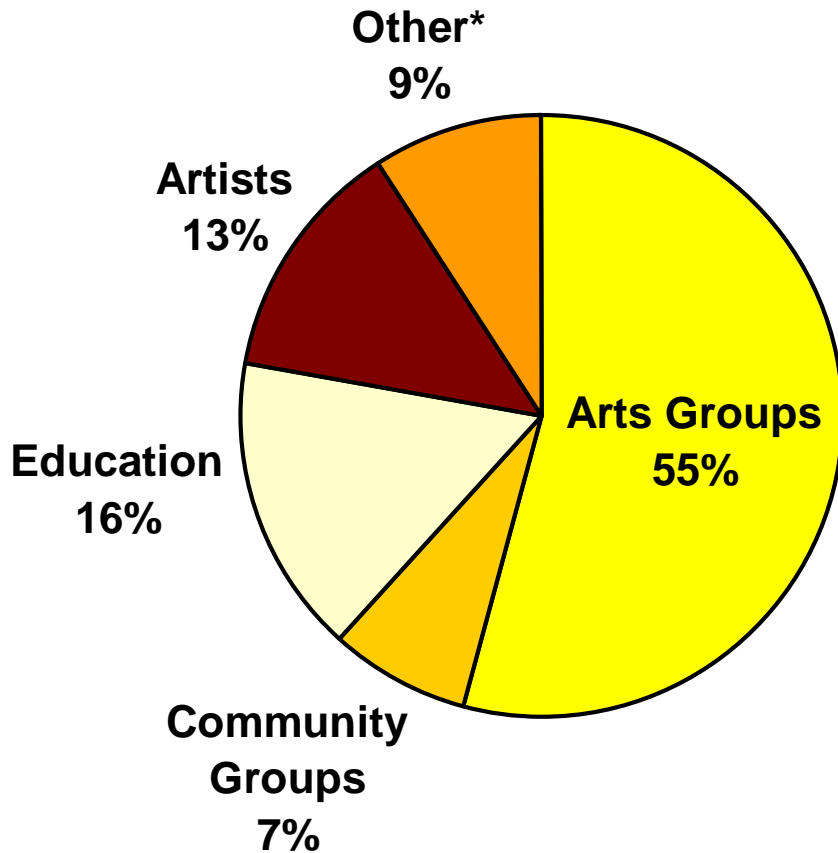
How the Data is Used at the National Level

- Documenting results and accountability.
- Preparing reports for Congress and the Office of Management and Budget.
- Making the case for the value and accomplishments of SAAs and RAOs.
- Tracking national, regional and state-by-state trends.
- To inform program and policy decision-making.
- “One call instead of 56.”

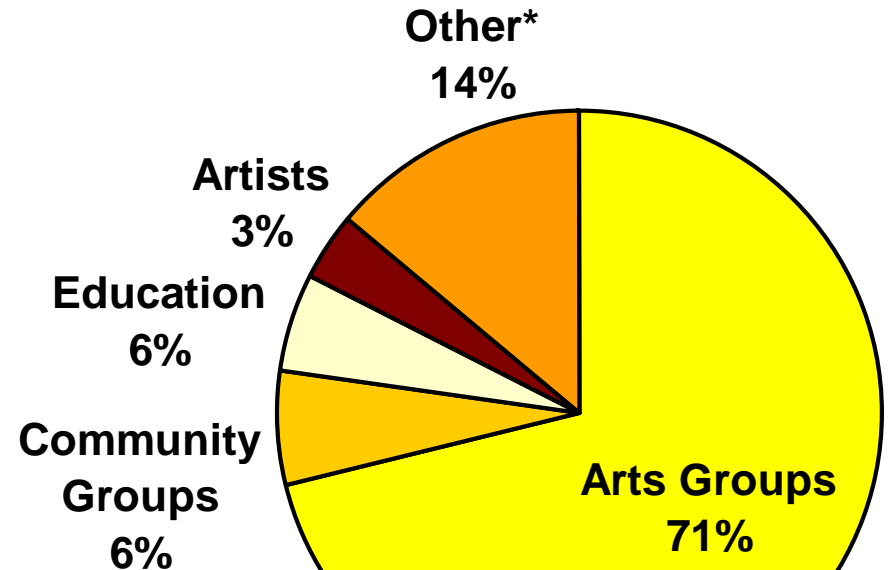
EXAMPLE

Types of Grantees

NUMBER OF GRANTS



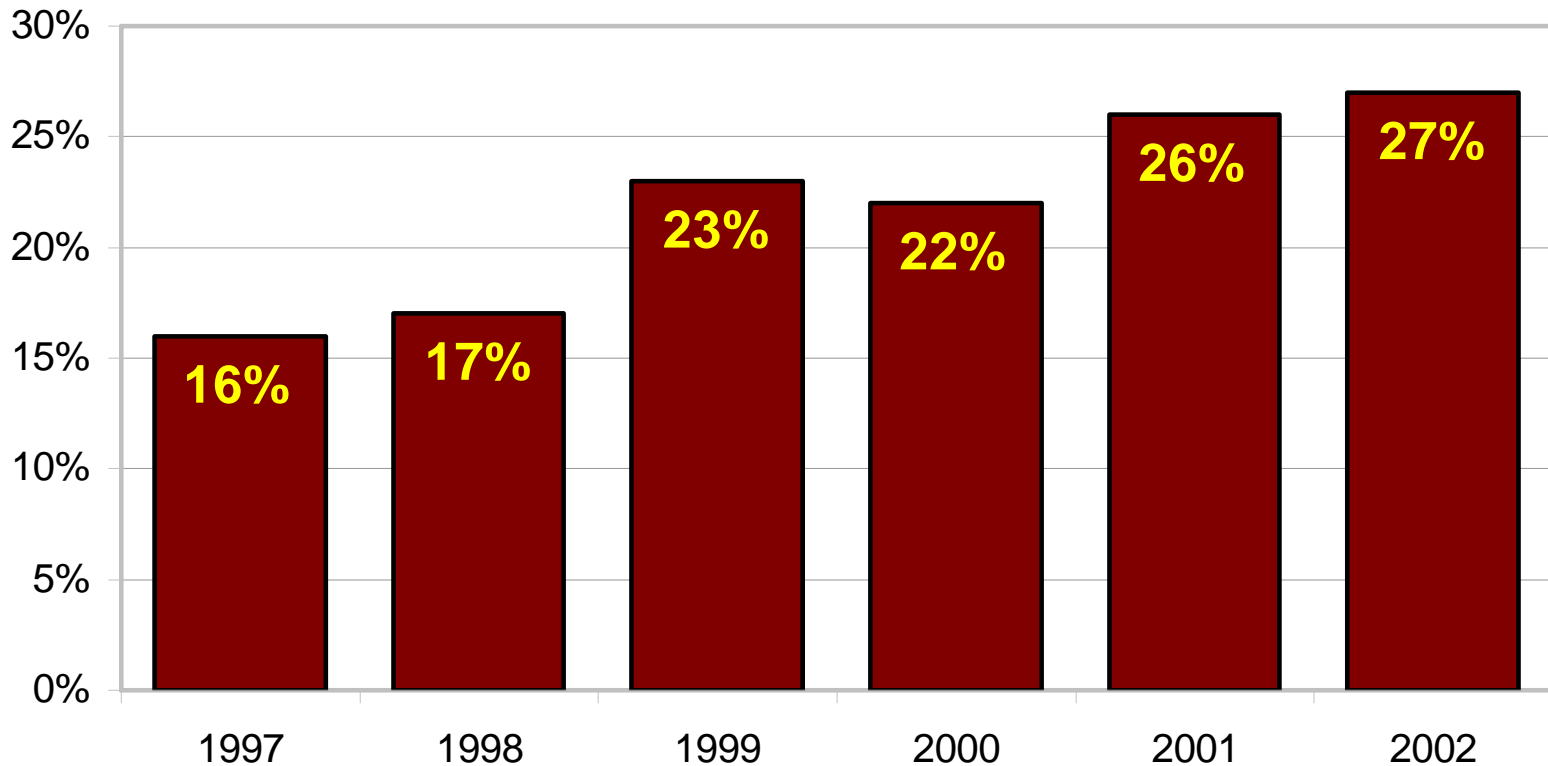
GRANT DOLLARS



*Other includes groups such as parks and recreation, libraries, media groups and local government entities (non-arts) and N/R.

EXAMPLE:

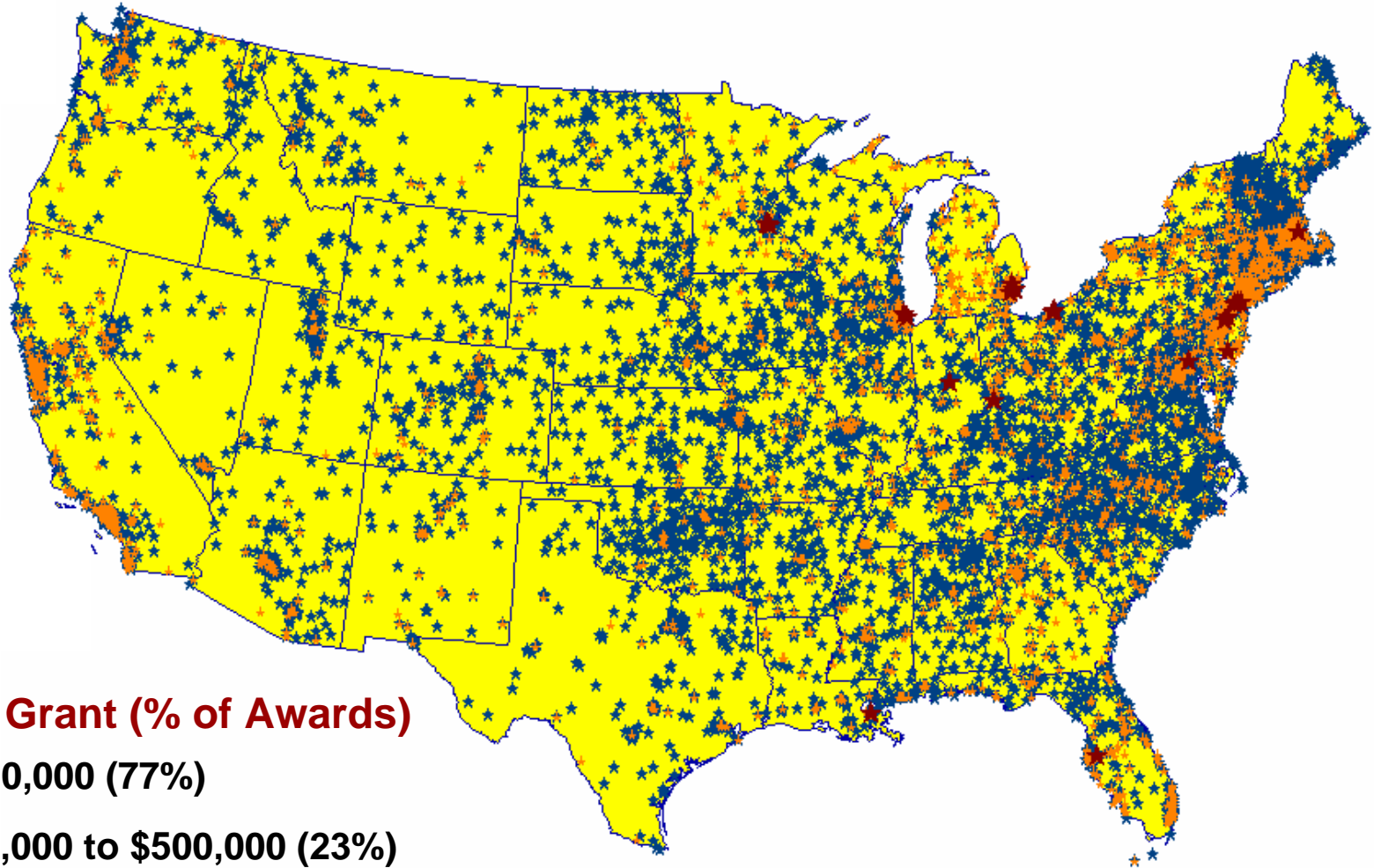
Arts Education Grant Trends 1997-2002, Portion of All SAA Grant Dollars



FY 2002: 9,008 awards \$90.8 million

Source: National Assembly of State Arts Agencies, Final Descriptive Reports.

EXAMPLE: Grant Distribution



Size of Grant (% of Awards)

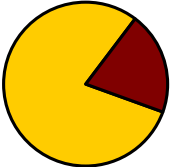
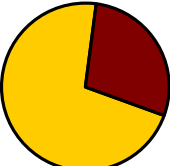
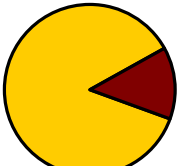
★ <\$10,000 (77%)

★ \$10,000 to \$500,000 (23%)

★ >\$500,000 (.1 %)

*Each zip code represents at least one (and often more than one) grant award site.
Source: National Assembly of State Arts Agencies, Final Descriptive Reports, 2002.*

EXAMPLE: Rural/Urban Distribution

	Metropolitan	Non-Metro	
U.S. Population	80.1%	19.9%	
Grants	73.1%	26.9%	
Grant Dollars	87.0%	13.0%	

*Metro/Non-metro classifications based on Metropolitan Statistical Area designations of each SAA grantee location.
Source: National Assembly of State Arts Agencies, Final Descriptive Reports 2002; Population Data from U.S. Census Bureau, 2000.*

National Standard Coding Basics

Types of Information Captured

Information About Grantees

Location Status
Applicant Discipline
Applicant Institution
Race/Ethnicity

Information About Their Projects

Type of activity
Arts Education Project Descriptors
Project Discipline Race/Ethnicity
Participation (artists, audience, youth)

Project Finances

Amount of Request and Award
Sources of Award Funds, Project Expenses,
Revenue and In-kind

Applicant Name, City, State, and Zip

- Name of applicant
- City of applicant
- Use all caps for state postal abbreviations
- Include zip code with “zip-four” designation

Coding Tips

- Use standard abbreviations
- Strive for “record-to-record consistency”

U.S. Congressional District

- **Three-digit U.S. Congressional District code for the grantee's location**
- **Usually accompanied by state-level House and Senate district numbers (but only U.S. districts are required by the NEA)**

- **Used for reports to Congress, so accuracy is vital**
- **Provide resources to help grantees build their awareness**
- **Let technology help**

Applicant Status and Institution

Applicant Status: Choose one code that best represents the applicant's legal status.

Applicant Institution: Choose one code to describe the type of individual or organization applying for funds.

① See “cheat sheet” of codes...

Coding Tips

- Choose the “best” available code from the list
- Distinguish among types of education groups, social service groups, etc.
- Use “99” sparingly

Applicant Discipline

① See “cheat sheet” of codes...

Applicant Discipline: Choose one code that best describes the primary artistic discipline of the individual or organization.

- ? *What if the applicant's exact discipline isn't listed?*
- ? *What if the applicant works in more than one discipline area?*
- ? *What's the difference between Interdisciplinary and Multidisciplinary?*
- ? *Why is there a discipline code 15?*

Key Definitions

09D Technology/Experimental: Include work created using computer or other digital or experimental media. Emphasis is on the use of technology as an artistic discipline/medium, not as a means of distributing artwork.

11 Interdisciplinary: Art works integrating more than one discipline to form a single work. Include performance art.

14 Multidisciplinary: Pursues multiple activities in more than one discipline (e.g., general operating support for organizations sponsoring a variety of projects in different discipline areas). Use when the majority of activities cannot be attributed to a single discipline.

12 Folklife/Traditional Arts: Pertaining to oral, customary, material, and performance traditions informally learned and transmitted in contexts characteristic of ethnic, religious, linguistic, occupational, and/or regional groups. For dance, music, crafts/visual arts and oral traditions that meet the above criteria, use 12A-12D. For other folklife or traditional art forms, use the main code of 12. Do not include folk-inspired forms.

Grantee Race

INDIVIDUALS

Coding should reflect the racial/ethnic characteristics of the grantee. Chose **any combination** of codes:

- N American Indian/Alaska Native**
- A Asian**
- P Native Hawaiian/Pacific Islander**
- B Black/African American**
- H Hispanic/Latino**
- W White**

Multiple selections *must* be allowed here

ORGANIZATIONS

Coding should reflect the racial/ethnic characteristics of the staff *or* board *or* membership (not audience). Choose **one** code:

- N 50% American Indian/Alaska Native**
- A 50% Asian**
- P 50% Native Hawaiian/Pacific Islander**
- B 50% Black/African American**
- H 50% Hispanic/Latino**
- W 50% White**
- 99 No single group listed above comprises 50% of staff or board or membership**

Types of Information Captured

Information
About
Grantees

Location Status
Applicant Discipline
Applicant Institution
Race/Ethnicity

**Information
About Their
Projects**

**Type of activity
Arts Education Project Descriptors
Project Discipline Race/Ethnicity
Participation (artists, audience, youth)**

Project
Finances

Amount of Request and Award
Sources of SAA award \$ (NEA and state)
Project Expenses, Revenue and In-kind

Project Discipline

Project Discipline: Choose the one code that best describes the primary artistic discipline of the funded project or activity.

① See “cheat sheet” of codes...

Coding Tips

- **Most important discipline field**
- **May differ from Applicant Discipline**
- **All Applicant Discipline definitions and coding guidelines apply here**

Activity Type

① See “cheat sheet”
of codes...

Activity Type: Choose one code to describe the primary activity taking place in the funded project.

Coding Tips

- Be specific about different types of education activities and operating support
- Follow the “50 Percent Rule”

Arts Education

An organized and systematic educational effort with the primary goal of increasing an identified learner's knowledge of and/or skills in the arts with measurable outcomes.

01 50% or more of this project's activities are arts education directed to:

- A K-12 students.
- B Higher education students.
- C Pre-kindergarten children.
- D Adult learners (including teachers and artists).

02 Less than 50% of this project's activities are arts education directed to:

- A K-12 students.
- B Higher education students.
- C Pre-kindergarten children.
- D Adult learners (including teachers and artists).

99 None of this project involves arts education

Project Descriptors

Project Descriptors: Choose descriptors that represent a significant portion of the grant's resources or activities.

A: Accessibility
I: International
P: Presenting/Touring
T: Technology
Y: Youth at Risk

Optional codes include:

O: Older Adults
H: Health/Healing
E: Economic Development
C: Cultural Heritage Tourism

Coding Tips

- **Multiple selections *must* be allowed here**
- **Apply the “50% Rule”**
- **Consider using custom codes and optional codes**

Project Race

If the majority of the grant activities are intended to involve, act as a clear expression or representation of the cultural traditions of one particular group, or deliver services to a designated population listed below, choose that group's code from the list.

- N** American Indian/Alaska Native
- A** Asian
- P** Native Hawaiian/Pacific Islander
- B** Black/African American
- H** Hispanic/Latino
- W** White
- 99** No single group

“Participation” Figures

Artists Participating: The total number of artists involved in providing art or artistic services.

Youth Benefiting: The total number of children and youth (including persons under 18 years of age as students, participants, and audience members) benefiting directly from the funded project.

Individuals Benefiting: The total number of individuals who were directly involved in the funded activity as artists, non-artist project participants or audience members.

Coding Tips

- Limit to project start and end dates
- Include artists and youth
- Avoid inflated figures and double-counting
- If reliable data are not available, leave blank

Codes Tell A Story

Grantee: Acme Art Organization

*Who
applied for
the funds?*


*What was
done with the
grant money?*

*What was the
extent of public
participation?*

Applicant Status	02
Applicant Institution	47
Applicant Discipline	14
Grantee Race	W
Project Discipline	11
Activity Type	05
Arts Education	02A
Project Descriptors	P
Project Race	99
Artists Participating	7
Youth Benefiting	50
Individuals Benefiting	407

Reality-Check

- Do all of the codes make sense?
- Do the codes *function as a group* within each application? Check all codes for internal consistency or contradictions.



What's Wrong With This Picture?

Grantee: Your Town Art Museum

Applicant Status	02
Applicant Institution	99
Applicant Discipline	03
Grantee Race	ABNW
Project Discipline	08
Activity Type	06
Arts Education	02A
Project Descriptors	P
Project Race	W
Artists Participating	5
Youth Benefiting	0
Individuals Benefiting	0



What's Wrong With This Picture?

Grantee: Lake Wobegon Junior High

Applicant Status	08
Applicant Institution	03
Applicant Discipline	14
Grantee Race	W
Project Discipline	05
Activity Type	30
Arts Education	99
Project Descriptors	AIPTY
Project Race	W B H
Artists Participating	65
Youth Benefiting	3,011
Individuals Benefiting	1,352,233



Financial Fields

Types of Information Captured

Information
About
Grantees

Location Status
Applicant Discipline
Applicant Institution
Race/Ethnicity

Information
About Their
Projects

Type of activity
Arts Education Project Descriptors
Project Discipline Race/Ethnicity
Participation (artists, audience, youth)

**Project
Finances**

**Amount of Request and Award
Sources of Award Funds, Project
Expenses, Revenue and In-kind**

Grant Amounts

What the grantee requested on the application.

Award amount after application is approved.

Amount spent during project period.

Request Award Spent	Expn Income In-Kind	BSP Share Other NEA Prog	SAA Share Other Share ID #
<u>9870</u>	<u>12539</u>	<u>0</u>	<u>2000</u>
<u>4000</u>	<u>12488</u>	<u>2000</u>	<u>0</u>
<u>4000</u>	<u>631</u>	<u>PAU</u>	<u>01-AE365</u>

Project Budget Fields

Expenses: Total dollars used to complete project, including "Spent."

Income: Total dollars received to support project, including "Awarded."

Request Award Spent	Expn Income In-Kind	BSP Share Other NEA NEA Prog	SAA Share Other Share ID #
<u>9870</u>	<u>12539</u>	<u>0</u>	<u>2000</u>
<u>4000</u>	<u>12488</u>	<u>2000</u>	<u>0</u>
<u>4000</u>	<u>631</u>	<u>PAU</u>	<u>01-AE365</u>

In-Kind Contributions: Dollar value of donated goods and services. Do not include cash.

Project Budget Tips

- Provide grantees with **adequate definitions** and information.
- Update your **database** systematically.
- For **GOS grants, Expenses and Income should reflect the organization's total budget.** *In all other cases, data should reflect project budget only.*
- Income and expenses are **not** required (by the NEA) to match.

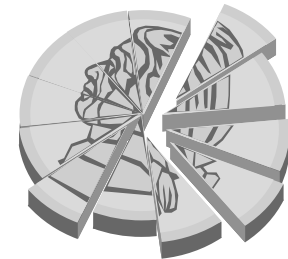
The "Share" Fields

The share fields show sources of *Amount Spent* funds.

Request Award Spent	Expen Income In-Kind	BSP Share Other NEA NEA Prog	SAA Share Other Share ID #
<u>9870</u>	<u>12539</u>	<u>0</u>	<u>2000</u>
<u>4000</u>	<u>12488</u>	<u>2000</u>	<u>0</u>
<u>4000</u>	<u>631</u>	<u>PAU</u>	<u>01-AE365</u>

BSP Share: Portion of Amount Spent drawn from State Plan portion of your NEA Partnership Agreement.

Other NEA Share: Portion of Amount Spent drawn from other NEA grant funds.



Identify Sources of Other NEA Funds

Request Award Spent	Expen Income In-Kind	BSP Share Other NEA NEA Prog	SAA Share Other Share ID #
<u>9870</u>	<u>12539</u>	0	<u>2000</u>
<u>4000</u>	<u>12488</u>	<u>2000</u>	<u>0</u>
<u>4000</u>	<u>631</u>	<u>PAU</u>	<u>01-AE365</u>

NEA Program Code:

- Use whenever Other NEA Share > 0
- Label consistently
- Codes not required when only BSP or SAA dollars are present.

Share Fields: SAA and Other

Request Award Spent	Expen Income In-Kind	BSP Share Other NEA Prog	SAA Share Other Share ID #
<u>9870</u>	<u>12539</u>	<u>0</u>	<u>2000</u>
<u>4000</u>	<u>12488</u>	<u>2000</u>	<u>0</u>
<u>4000</u>	<u>631</u>	<u>PAU</u>	<u>01-AE365</u>

SAA Share:

Portion of Amount Spent secured from state legislative funds.

Other Share: Portion of Amount Spent drawn from any other source (private foundation funds, donations, etc.) administered by your agency.

Financial Field Reminders

- **Amount Spent = BSP Share + Other NEA + SAA Share + Other Share**
- **Check budget fields against Amount Spent.**
- **Share fields should never be blank. Use “0” where no money applies.**

Example: Frequent Share Problems

Requested Awarded Spent	Expenses Income In-Kind	BSP Share Other NEA NEA Prog	SAA Share Other Share
-------------------------------	-------------------------------	------------------------------------	--------------------------

A	<u>9000</u>	<u>1923</u>	<u>0</u>	<u>0</u>
	<u>900</u>	<u>1916</u>	<u>0</u>	<u>0</u>
	<u>800</u>	<u>100</u>		
B	<u>2000</u>	<u>1450</u>	<u>0</u>	<u>600</u>
	<u>600</u>	<u>1450</u>	<u>0</u>	<u>0</u>
	<u>0</u>	<u>0</u>		
C	<u>1500</u>	<u>2944</u>	<u>500</u>	<u>100</u>
	<u>1000</u>	<u>2844</u>	<u>500</u>	<u>0</u>
	<u>1100</u>	<u>650</u>		

Final Descriptive Reports

FDR Reporting

- Include **all programmatic activities**.
(Not just "grants.")
- Review how **special cases** are entered.
(Multi-year grants, cancelled projects, regranting, etc.)
- Prepare your **"data dump"** carefully.

Anatomy of a Data Dump

Acceptable data dumps:

An ASCII text file where each grant record appears on its own single line. Fields are separated by commas, tabs, or spaces.

An Excel spreadsheet where each grant record appears on a single row. Each field is in its own column.

A Microsoft Access database.

Unacceptable data dumps:

Dumps that look like the print outs of the details pages with each grant record stacked in 3 rows.

Dumps that are saved as Word documents (.doc) or Rich Text Format (.rtf) documents.

What Do Unusuable Data Dumps Look Like?

Applicant Name	City	Zip	State	Status	Cong Adisc	Inst	PDisc	Activity Pdesc	Arts Ed	Youth Individuals	Artists	Grace Prace	Requested Awarded	Spent	Expenses Income	In-kind	BSP Other NEA	Source	SAA Other	ID#					
Arts Center Bodie	99072	BI		0215	1414			11TY99		2400	5500	1800	9999	12832	3886	3886	13831	15062	3020	3886	0	0	855		
Ctr for Children Bodie	99401	BI		0225	1412			20P01A		49	95	1	NW99	677	525	525	15541	18101	256	0	525	PAE	0	0	1077

Remember!

DO send us your data in an ASCII delimited or Excel delimited format.

DON'T send us your data in the layout of Details Pages or saved as Word/Rich Text Format documents.

Preparing your FDR for the NEA

SAA Partnership Agreement Totals Page

Pre - NEA FY 07

Post - NEA FY 06

FINAL DESCRIPTIVE REPORT FORM – STATISTICAL SECTION – TOTALS PAGE – For 06-6100-xxxx & Earlier

STATE ARTS AGENCY (SAA) Partnership Agreement Grant *Point and click or tab to each space and enter data.*
 SAA: _____ NEA Grant #: 0_ - 6100 - 2_ Start Date: / / End Date: / /

Part A: Program Totals	Individuals Artists	Requested* Grant Award Grant Spent*	Expenses Income In-Kind	BSP Share Other NEA ##	SAA Share Other Share	#Other NEA: This field includes Partnership Agreement funds other than those from the Basic State Plan component, reported in "Grant Amount Spent", i.e., SAA arts education, underserved, Challenge America and American Masterpieces; any remaining NEA funds to SAAs such as Folk Arts infrastructure, consortium grants on which SAA was lead applicant, etc. Please break out the subtotals for Other NEA in columns 2, 3, 4, 5 and 6 below.
	3000			300	600	
	1200			108 ##	25	
	1033					

Part B: Program & Administrative Totals	Column 1 Basic Plan Component	Other NEA ##					Column 6 Remaining Other NEA \$ (if any)	Column 7 SAA Share	Column 8 Other Share
		Column 2 Arts Education Component	Column 3 Underserved Component	Column 4 Challenge America Component	Column 5 American Masterpieces	Column 6			
1: Program Expenses (from Part A)	300	10	20	30	40	8	600	25	1033
2: Administrative Expenses	+50	+4			+10	+8	+200		274
3: Total Expenses	=350	=14	20	30	=50	=16	=800	25	1307
4: Match for Grant Components	350	20	20	40	65				

- HINTS**
- Amounts in Part B, line 1 should equal the amounts in the Share Fields in Part A – YES, we are asking for the same numbers in 2 different places.
 - In Part A, Share Field totals should equal Grant Amount Spent (preferred, or Grant Amount Awarded), which should also equal Total Grant Awards in Part B.
 - In Part B, for each grant component / column, Line 1 Program expenses + Line 2 Admin Expenses = Line 3 Total Expenses and = Amount of Grant Component in grant award letter.
 - In Part B, Line 4, Match for each grant component / column should be 1 to 1 or greater
 - In Part B, Columns 2 through 5 reflect NEA Partnership Agreement funds outside of the Basic Plan Component. Column 6 reflects NEA funds outside the Partnership Agreement. Columns 2 through 6 reflect total Other NEA funds.

*Fields marked with an asterisk are not part of NEA reporting requirements.

FINAL DESCRIPTIVE REPORT FORM – STATISTICAL SECTION – TOTALS PAGE – For 07-6100-xxx & after

STATE ARTS AGENCY (SAA) Partnership Agreement Grant *Point and click or tab to each space and enter data.*
 SAA: _____ NEA Grant #: 0_ - 6100 - 2_ Start Date: / / End Date: / /

Part A: Program Totals	Individuals Artists	Requested* Grant Award Grant Spent*	Expenses Income In-Kind	NEA Share	SAA Share Other Share
		4,325,150		300,000	700,000
		1,025,000			25,000
		1,025,000			

Part B: Program & Administrative Totals	Column 1	Column 2	Column 3	Total
	NEA Share	SAA Share	Other Share	
1: Program Expenses (from Part A)	300,000	700,000	25,000	1,025,000
2: Administrative Expenses	+200,000	+800,000		1,000,000
3: Total Expenses	=500,000	=1,500,000	=25,000	2,025,000

Total Expenses for Column 1, NEA Share, should equal the total Partnership Agreement Grant Amount.

*Fields marked with an asterisk are not part of NEA reporting requirements.

- CHANGES Beginning with NEA FY 07 Partnership Agreements – (SAAs' FY 08 activities)**
- NEA Share includes all NEA funds from Partnership Agreement no matter which grant component = elimination of "Other NEA" share field.
 - Elimination of matching requirement at the grant component level – with one exception: AIE component must be matched 1 to 1. Elsewhere in grant overmatch in a component may compensate for undermatch in a different component as long as entire grant is matched at least 1 to 1 = elimination of Line 4, Grant Component Match.

FINAL DESCRIPTIVE REPORT FORM – STATISTICAL SECTION – TOTALS PAGE – For 06-6100-xxxx & Earlier
 STATE ARTS AGENCY (SAA) Partnership Agreement Grant *Point and click or tab to each space and enter data.*

SAA: _____ NEA Grant #: 0_ - 6100 - 2__ Start Date: ___ / ___ / ___ End Date: ___ / ___ / ___

Part A: Program Totals	Individuals	Requested*	Expenses	BSP Share	SAA Share	##Other NEA: this field includes Partnership Agreement funds other than those from the Basic State Plan component, reported in "Grant Amount Spent", i.e., SAA arts education, underserved, Challenge America and American Masterpieces; any remaining NEA funds to SAAs such as Folk Arts infrastructure, consortium grants on which SAA was lead applicant, etc. Please break out the subtotals for Other NEA in columns 2, 3, 4, 5 and 6 below.
	Artists	Grant Award Grant Spent*	Income In-Kind	Other NEA ##	Other Share	
		3000		300	600	
		1200		108	25	
		1033				

Part B: Program & Administrative Totals	Column 1	Other NEA ##					Column 7	Column 8	
	Basic Plan Component	Column 2 Arts Education Component	Column 3 Underserved Component	Column 4 Challenge America Component	Column 5 American Masterpieces	Column 6 Remaining Other NEA \$ (if any)	SAA Share	Other Share	
1: Program Expenses (from Part A)	300	10	20	30	40	8	600	25	= 1033 Total Grant Awards
2: Administrative Expenses	+50	+4			+10	+8	+200		= 274 Total SAA Admin
3: Total Expenses	-350	-14	20	30	-50	-16	-800	25	= 1307 Total Expenses
4: Match for Grant Components	350	20	20	40	65				

HINTS

1. Amounts in Part B, line 1 should equal the amounts in the Share Fields in Part A – YES, we are asking for the same numbers in 2 different places.
2. In Part A, Share Field totals should equal Grant Amount Spent (preferred, or Grant Amount Awarded), which should also equal Total Grant Awards in Part B.
3. In Part B, for each grant component / column, Line 1 Program expenses + Line 2 Admin Expenses = Line 3 Total Expenses and = Amount of Grant Component in grant award letter.
4. In Part B, Line 4, Match for each grant component / column should be 1 to 1 or greater
5. In Part B, Columns 2 through 5 reflect NEA Partnership Agreement funds outside of the Basic Plan Component. Column 6 reflects NEA funds outside the Partnership Agreement. Columns 2 through 6 reflect total Other NEA funds.

*Fields marked with an asterisk are not part of NEA reporting requirements.

FINAL DESCRIPTIVE REPORT FORM – STATISTICAL SECTION – TOTALS PAGE – For 07-6100-xxx & after

STATE ARTS AGENCY (SAA) Partnership Agreement Grant

Point and click or tab to each space and enter data.

SAA: _____ NEA Grant #: 0_ - 6100 - 2_ Start Date: / / End Date: / /

Part A: Program Totals	Individuals Artists	Requested* Grant Award Grant Spent*	Expenses Income In-Kind	NEA Share	SAA Share Other Share
		4,325,150		300,000	700,000
		1,025,000			25,000
		1,025,000			

Part B: Program & Administrative Totals	Column 1 NEA Share	Column 2 SAA Share	Column 3 Other Share	
1: Program Expenses (from Part A)	300,000	700,000	25,000	= 1,025,000
				Total Grant Awards
2: Administrative Expenses	+200,000	+800,000		= 1,000,000
				Total SAA Admin
3: Total Expenses	=500,000	=1,500,000	=25,000	= 2,025,000
				Total Expenses

Total Expenses for Column 1, NEA Share, should equal the total Partnership Agreement Grant Amount.

*Fields marked with an asterisk are not part of NEA reporting requirements.

CHANGES Beginning with NEA FY 07 Partnership Agreements – (SAAs' FY 08 activities)

1. NEA Share includes all NEA funds from Partnership Agreement no matter which grant component = elimination of "Other NEA" share field.
2. Elimination of matching requirement at the grant component level – with one exception: AIE component must be matched 1 to 1. Elsewhere in grant overmatch in a component may compensate for undermatch in a different component as long as entire grant is matched at least 1 to 1 = elimination of Line 4, Grant Component Match.

SAA Partnership Agreement Final Descriptive Report (FDR) for NEA



Statistical Data

- Totals Page– paper
- Data sequencing Form – paper
- Data CD, of your Detail Pages grant records



American Masterpieces

- 2-page Narrative - paper
- CD of Photos & Captions (for 06-6100-xxxx grants only)



Challenge America

- 2-page Narrative - paper
- CD of Photos & Captions (for grants through 06-6100-xxxx)



Folk Arts Infrastructure

- 2-page Narrative – paper (beginning with 07-6100-xxxx grant)

Care and Feeding of the National Standard

Your Role

- Establish **systems** for quality-checking your information.
- Look for ways to make your application and final report forms **user-friendly**.
- Help **colleagues and constituents** understand the Standard and its purposes.
- Think creatively about how your data can be **analyzed and shared**.
- Please **participate** in National Standard assessments or revisions.

Revising the Standard

- Revised periodically to respond to evolving information needs.
- Collaborative revisions process involving NASAA, the NEA and all states and regions.
- Revised at intervals - no more frequently than every four years.

A History of Recent Changes

Formulated in

1983-84

1990-91

1995-96

1999-00

Implemented in

1986

1994

1998

2003

Some discipline code changes, such as musical theatre and interdisciplinary

International code added, race codes added, optional project zip code added

Arts education refined and separated from presenting & touring, several institution and activity codes added

Race data updated, individuals benefiting revised, folk and media arts updated, technology codes added, grant descriptors added

For More Information

national standard reference center

members central
news of note
advocacy
research
saa resources
arts over america
site map
search
nasaa home

Enter your email address in the box below to receive an email each time we post a new issue of our newsletter:

[Your Email]

Add Remove

Send as HTML

Submit

research
news topics databases bookshelf links archive
click here for complete research contents

NATIONAL STANDARD REFERENCE CENTER

- [National Standard Overview](#)
- [Quick and Easy Guide to all definitions and NEA reporting requirements](#)
- Coding "[cheat sheet](#)"
- [Technical Implementation Manual](#)
- Example: [How the Standard is used for reporting](#)
- Example: [How the data can be packaged and presented](#)
- Example: [How California uses the data](#)
- Example: [How Rhode Island uses the data](#)
- [FY04 FDR Instructions to States](#)
- [FY04 FDR Instructions to Regionals](#)

For technical assistance, reporting questions or help in analyzing your own agency's National Standard data, contact [Kelly Barsdate](#) or [Kelly Liu](#) at the NASAA office, 202-347-6352.

NATIONAL ENDOWMENT FOR THE ARTS

<http://www.nasaa-arts.org>

Members – Research

National Standard Reference
Center



The National Assembly of State Arts Agencies is the membership organization of the nation's state and jurisdictional arts agencies. NASAA's mission is to advance and promote a meaningful role for the arts in the lives of individuals, families and communities throughout the United States. We empower state arts agencies through strategic assistance that fosters leadership, enhances planning and decision making, and increases resources.



NATIONAL
ENDOWMENT
FOR THE ARTS

The work of NASAA and of state arts agencies is supported and strengthened in many ways through funding and programming partnerships with the National Endowment for the Arts, which believes that a great nation deserves great art. This training is supported in part through a NEA/NASAA Cooperative Agreement.

National Assembly of State Arts Agencies
1029 Vermont Ave. NW - Second Floor
Washington, DC 20005
Phone: 202.347.6352
Fax: 202.737.0526
TDD: 202.347.5948
nasaa@nasaa-arts.org
<http://www.nasaa-arts.org>